




# Contractor CPR series

NEW PRODUCTS 2019



## CONSTRUCTION PRODUCT REGULATION CERTIFIED (CPR)

As a manufacturer of professional cabling we feel responsible to provide cabling you can rely on every day.

That's why we chose to offer CPR certified cabling with maximum fire safety. In case of a fire, most casualties are a result of the toxic smokes.

By providing cabling which nearly eliminates toxic smokes and in addition ceases the fire from spreading, we hope to contribute to a safer future.

Procab,  
Your CPR certified partner.

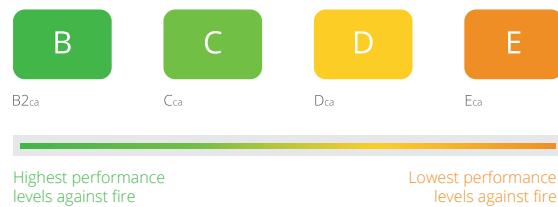
### What is CPR?

The Construction Products Regulation (CPR) is an EU regulation for installation cables, classifying cables based on their fire performance. It is aimed to improve the fire safety in buildings.



### Why CPR?

In case of a fire, the biggest danger is the toxic smoke. Since buildings are filled with cabling, the risk of spreading fire is very big. To improve the overall fire safety, the installed cables have to be within a certain standard, the new CPR cabling will resist the spreading of fire while minimizing toxic gasses released.



### Goals of CPR

The construction product regulation has three main goals:

- Guarantee higher safety levels for fire and dangerous substances
- Ensure harmonization across the European union
- Provide greater clarity and traceability

### What are the responsibilities of the manufacturer?

After the initial test to determine which CPR class corresponds with the cables fire performance, the manufacturer is required to consistently carry out follow-up tests by the Notifying Laboratory.

The manufacturer is obligated to provide a Declaration of Performance for all available cables wherein all information regarding the manufacturer, cable identification, applicable standard, certifying organism and CPR performance can be found.

## Which CPR class cable do I need for my project?

The CPR cable standards are harmonized throughout Europe. However, Every country makes it's own regulations regarding which CPR class cabling has to be used in different types of buildings. To know which CPR class cabling you need, please check your local norms.

## What do the different classes mean?

Although CPR classes range from Aca to Fca, in reality very few cables will reach the Aca and B1ca standards. In reality only cabling from classes B2ca, Cca, Dca and Eca will be used in buildings. With B2ca being the highest class, providing the best fire performance, and Eca being the lowest class providing limited fire performance.

Additional levels of classification:

- › **s**: The amount of smoke emitted
- › **d**: flaming droplets and particles
- › **a**: acidity of the smoke

Euroclasses are classes of CPR cabling, every class has it's specific requirements by which the cabling needs to be tested. The Euroclass table shows every class with its specific properties regarding the fire performance.

Euro class	Cable	Classification criteria	Additional classification	Contribution to fire
<b>Aca</b>	Unburnable cable	EN ISO 1716 Gross heat of combustion	It's unlikely many cables will meet class Aca	None
<b>B1ca</b>	Cabling with improved fire performance	EN 50399 Heat release Flame spread	Smoke production (s1, s2, s3) EN 50399/EN 61034-2	Minimal
<b>B2ca</b>				Very limited
<b>Cca</b>				Limited
<b>Dca</b>				Average
<b>Eca</b>				High
<b>Fca</b>	Undetermined cabling	-	-	Undetermined

### 3 TYPES OF ADDITIONAL CRITERIA



#### SMOKE CONCENTRATION

These classes of smoke production clarify the amount of smoke released in case of fire.

- › **s1**: very little smoke production
- › **s1a**: s1 with visibility over 80%
- › **s1b**: s1 with visibility ranging from 60% to 80%
- › **s2**: intermediate smoke production
- › **s3**: Neither s1 or s2

#### BURNING DROPLETS

These classes indicate the amount of burning droplets.

- › **d0**: no falling droplets
- › **d1**: burning droplets persist less than 10ms
- › **d2**: neither d0 or d1



#### ACIDITY OF THE SMOKE


These classes indicate the amount of acidity in the smoke.

- › **a1**: Low acidity (UNE-EN 60754-2 conductivity <2,5ms/mm y pH > 4.3)
- › **a2**: Intermediate values of acid (UNE-EN 60754-2 conductivity <10 ms/mm y pH > 4.3)
- › **a3**: neither a1 or a2

## DECLARATION OF PERFORMANCE

The declaration of performance is an important document, providing all necessary information regarding the fire performance of the cable. All construction products according to a European standard need this declaration accompanied by a CE mark. This way transparency between the manufacturer, distributor and installer is increased.

It contains the manufacturer, identification of the cable, the evaluation system, applicable standard, the certifying body and the CPR class.



## DECLARATION OF PERFORMANCE


No. S-DOP-F1-L001

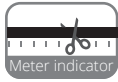
- Unique identification code of the product-type:  
**S-F1-L001**
- Type, batch or serial number or any other element allowing identification of the construction product as required under Article 11(4):  
**Procab CCT50U/3**
- Intended use or uses of the construction product, in accordance with the applicable harmonised technical specification, as foreseen by the manufacturer:  
**Telecommunication cables in buildings and other civil engineering works with the objective of limiting the generation and spread of fire and smoke**
- Name, registered trade name or registered trade mark and contact address of the manufacturer as required under Article 11(5):  
**PVS NV/Procab Belgium  
Veldstraat 99 , 3500 Hasselt Belgium**
- Where applicable, name and contact address of the authorised representative whose mandate covers the tasks specified in Article 12(2):  
**As above**
- System or systems of assessment and verification of constancy of performance of the construction product as set out in CPR, Annex V:  
**System 3**
- In case of the declaration of performance concerning a construction product covered by a harmonised standard:  
**Notified product certification body No. 2661 performed the determination of product type and of FPC**
- Declared performance:

Essential characteristics	Performance	Harmonised technical specification
Reaction to fire	Dca-s2, d2, a1	EN50575:2014+A1:2016
Dangerous substances	None	
- The performance of the product identified in points 1 and 2 is in conformity with the declared performance in point 8.

*This declaration of performance is issued under the sole responsibility of the manufacturer identified in point 4.  
Signed for and on behalf of the manufacturer by:*

Hasselt, 2017-04-26 Patrick Van de Sande, Manager





The CLS215-B2ca series are 2-core installation loudspeaker cables compliant to the B2ca standards of the Construction Product Regulation (CPR) regarding fire and flammability resistance in fixed installations, minimizing toxic smokes and providing optimal resistance to spreading fire. In addition to its outstanding fire properties the outer jacket of the cabling is smooth and durable for easy installation and pulling. The CLS2xx series consists of three models with individually polyolefin isolated conductors in sections ranging from 1.5 mm<sup>2</sup> (16 AWG) up to 4 mm<sup>2</sup> (11 AWG) which are composed of stranded bare copper wires. The stranding keeps the cable flexible and easy to handle. The cable can be used in both indoor and outdoor or in humid environments.

CROSS SECTION	HIGHLIGHTS	INNER CONDUCTOR
	<ul style="list-style-type: none"> <li>EN50399 CPR Euroclass B2ca-s1b,d0,a1</li> <li>16 AWG (1.5 mm<sup>2</sup>) thin and dense stranded conductors</li> <li>Class 5 IEC 60228 compliant</li> </ul>	

Type of cable	2-core loudspeaker cable
Inner conductor	BC 28 x 0.25 mm (Ø) (OFC)
Inner conductor section	1.5 mm <sup>2</sup>
American Wire Gauge	16 AWG
Insulation	Ø 3.1 mm Polyolefin
Insulation color	Red / Blue
Number of conductors	2
Conductor twisting	Yes
Filling	None
Separator	None
Outer jacket	Polyolefin
Outer jacket diameter	Ø 9 mm
Outer jacket color	Black
Smoke concentration	s1b: s1 with visibility ranging from 60% to 80%
Burning droplets	d0: no falling droplets
Acidity of the smoke	a1: Low acidity (UNE-EN 60754-2)

## ELECTRICAL SPECIFICATIONS

Max. conductor DC resistance	13.3 (Ohm/Km)
Dielectric strength	2 (KV / 1 min. DC)
Voltage rating	500V

## AVAILABLE LENGTHS

100 m : CLS215-B2CA/1  
 300 m : CLS215-B2CA/3

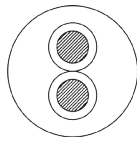


The CLS215-Cca series are 2-core installation loudspeaker cables compliant to the Cca standards of the Construction Product Regulation (CPR) regarding fire and flammability resistance in fixed installations, minimizing toxic smokes and providing optimal resistance to spreading fire. In addition to its Improved fire properties the outer jacket of the cabling is smooth and durable for easy installation and pulling. The CLS2xx series consists of three models with individually polyolefin isolated conductors in sections ranging from 1.5 mm<sup>2</sup> (16 AWG) up to 4 mm<sup>2</sup> (11 AWG) which are composed of stranded bare copper wires. The stranding keeps the cable flexible and easy to handle. The cable can be used in both indoor and outdoor or in humid environments.



INSTALL

## CROSS SECTION



## HIGHLIGHTS

- EN50399 CPR Euroclass Cca-s1b,d0,a1
- 16 AWG (1.5 mm<sup>2</sup>) thin and dense stranded conductors
- Class 5 IEC 60228 compliant

## INNER CONDUCTOR



Type of cable	2-core loudspeaker cable
Inner conductor	BC 28 x 0.25 mm (Ø) (OFC)
Inner conductor section	1.5 mm <sup>2</sup>
American Wire Gauge	16 AWG
Insulation	Ø 2.5 mm Polyolefin
Insulation color	Red / Blue
Number of conductors	2
Conductor twisting	Yes
Filling	None
Separator	None
Outer jacket	Polyolefin
Outer jacket diameter	Ø 7 mm
Outer jacket color	Black
Smoke concentration	s1b: s1 with visibility ranging from 60% to 80%
Burning droplets	d0: no falling droplets
Acidity of the smoke	a1: Low acidity (UNE-EN 60754-2)

## ELECTRICAL SPECIFICATIONS

Max. conductor DC resistance	13.3 (Ohm/Km)
Dielectric strength	2 (KV / 1 min. DC)
Voltage rating	500V

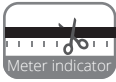
## AVAILABLE LENGTHS

100 m : CLS215-CCA/1  
300 m : CLS215-CCA/3

# CLS225-B2CA CONTRACTOR LOUDSPEAKER CABLE

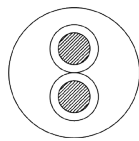


The CLS225-B2ca series are 2-core installation loudspeaker cables compliant to the B2ca standards of the Construction Product Regulation (CPR) regarding fire and flammability resistance in fixed installations, minimizing toxic smokes and providing optimal resistance to spreading fire. In addition to its outstanding fire properties the outer jacket of the cabling is smooth and durable for easy installation and pulling. The stranding keeps the cable flexible and easy to handle. The cable can be used in both indoor and outdoor or in humid environments.



INSTALL

## CROSS SECTION



## HIGHLIGHTS

- EN50399 CPR Euroclass B2ca-s1b,d0,a1
- 13 AWG (2.5 mm<sup>2</sup>) thin and dense stranded conductors
- Class 5 IEC 60228 compliant

## INNER CONDUCTOR



Type of cable	2-core loudspeaker cable
Inner conductor	BC 40 x 0.263 mm (Ø) (OFC)
Inner conductor section	2.5 mm <sup>2</sup>
American Wire Gauge	13 AWG
Insulation	Ø 3.5 mm Polyolefin
Insulation color	Red / Blue
Number of conductors	2
Conductor twisting	Yes
Filling	None
Separator	None
Outer jacket	Polyolefin
Outer jacket diameter	Ø 9.6 mm
Outer jacket color	Black
Smoke concentration	s1b: s1 with visibility ranging from 60% to 80%
Burning droplets	d0: no falling droplets
Acidity of the smoke	a1: Low acidity (UNE-EN 60754-2)

## ELECTRICAL SPECIFICATIONS

Max. conductor DC resistance	7.98 (Ohm/Km)
Dielectric strength	2 (KV / 1 min. DC)
Voltage rating	500V

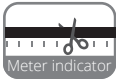
## AVAILABLE LENGTHS

100 m : CLS225-B2CA/1  
300 m : CLS225-B2CA/3



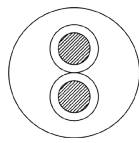


The CLS225-Cca series are 2-core installation loudspeaker cables compliant to the Cca standards of the Construction Product Regulation (CPR) regarding fire and flammability resistance in fixed installations, minimizing toxic smokes and providing optimal resistance to spreading fire. In addition to its outstanding fire properties the outer jacket of the cabling is smooth and durable for easy installation and pulling. The stranding keeps the cable flexible and easy to handle. The cable can be used in both indoor and outdoor or in humid environments.



INSTALL

## CROSS SECTION



## HIGHLIGHTS

- EN50399 CPR Euroclass Cca-s1b,d0,a1
- 13 AWG (2.5 mm<sup>2</sup>) thin and dense stranded conductors
- Class 5 IEC 60228 compliant

## INNER CONDUCTOR



Type of cable	2-core loudspeaker cable
Inner conductor	BC 40 x 0.263 mm (Ø) (OFC)
Inner conductor section	2.5 mm <sup>2</sup>
American Wire Gauge	13 AWG
Insulation	Ø 3.0 mm Polyolefin
Insulation color	Red / Blue
Number of conductors	2
Conductor twisting	Yes
Filling	None
Separator	None
Outer jacket	Polyolefin
Outer jacket diameter	Ø 8.5 mm
Outer jacket color	Black
Smoke concentration	s1b: s1 with visibility ranging from 60% to 80%
Burning droplets	d0: no falling droplets
Acidity of the smoke	a1: Low acidity (UNE-EN 60754-2)

## ELECTRICAL SPECIFICATIONS

Max. conductor DC resistance	7.98 (Ohm/Km)
Dielectric strength	2 (KV / 1 min. DC)
Voltage rating	500V

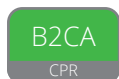
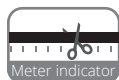
## AVAILABLE LENGTHS

100 m : CLS225-CCA/1  
300 m : CLS225-CCA/3

# CLS240-B2CA CONTRACTOR LOUDSPEAKER CABLE



The CLS240-B2ca series are 2-core installation loudspeaker cables compliant to the B2ca standards of the Construction Product Regulation (CPR) regarding fire and flammability resistance in fixed installations, minimizing toxic smokes and providing optimal resistance to spreading fire. In addition to its outstanding fire properties the outer jacket of the cabling is smooth and durable for easy installation and pulling. The stranding keeps the cable flexible and easy to handle. The cable can be used in both indoor and outdoor or in humid environments.



INSTALL

CROSS SECTION	HIGHLIGHTS	INNER CONDUCTOR
	<ul style="list-style-type: none"> <li>EN50399 CPR Euroclass B2ca-s1b,d0,a1</li> <li>11 AWG (4 mm<sup>2</sup>) thin and dense stranded conductors</li> <li>Class 5 IEC 60228 compliant</li> </ul>	<p>STRANDED OXYGEN FREE <b>COPPER</b></p>

Type of cable	2-core loudspeaker cable
Inner conductor	BC 48 x 0,31 mm (Ø) (OFC)
Inner conductor section	4 mm <sup>2</sup>
American Wire Gauge	11 AWG
Insulation	Ø 4.5 mm Polyolefin
Insulation color	Red / Blue
Number of conductors	2
Conductor twisting	Yes
Filling	None
Separator	None
Outer jacket	Polyolefin
Outer jacket diameter	Ø 11.7 mm
Outer jacket color	Black
Smoke concentration	s1b: s1 with visibility ranging from 60% to 80%
Burning droplets	d0: no falling droplets
Acidity of the smoke	a1: Low acidity (UNE-EN 60754-2)

## ELECTRICAL SPECIFICATIONS

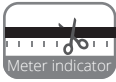
Max. conductor DC resistance	4.95 (Ohm/Km)
Dielectric strength	2 (KV / 1 min. DC)
Voltage rating	500V

## AVAILABLE LENGTHS

100 m : CLS240-B2CA/1  
300 m : CLS240-B2CA/3

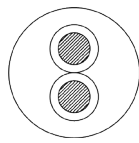


The CLS240-Cca series are 2-core installation loudspeaker cables compliant to the Cca standards of the Construction Product Regulation (CPR) regarding fire and flammability resistance in fixed installations, minimizing toxic smokes and providing optimal resistance to spreading fire. In addition to its outstanding fire properties the outer jacket of the cabling is smooth and durable for easy installation and pulling. The stranding keeps the cable flexible and easy to handle. The cable can be used in both indoor and outdoor or in humid environments.



INSTALL

## CROSS SECTION



## HIGHLIGHTS

- EN50399 CPR Euroclass Cca-s1b,d0,a1
- 11 AWG (4 mm<sup>2</sup>) thin and dense stranded conductors
- Class 5 IEC 60228 compliant

## INNER CONDUCTOR



Type of cable	2-core loudspeaker cable
Inner conductor	BC 48 x 0.31 mm (Ø) (OFC)
Inner conductor section	4 mm <sup>2</sup>
American Wire Gauge	11 AWG
Insulation	Ø 4.0 mm Polyolefin
Insulation color	Red / Blue
Number of conductors	2
Conductor twisting	Yes
Filling	None
Separator	None
Outer jacket	Polyolefin
Outer jacket diameter	Ø 10.2 mm
Outer jacket color	Black
Smoke concentration	s1b: s1 with visibility ranging from 60% to 80%
Burning droplets	d0: no falling droplets
Acidity of the smoke	a1: Low acidity (UNE-EN 60754-2)

## ELECTRICAL SPECIFICATIONS

Max. conductor DC resistance	4.95 (Ohm/Km)
Dielectric strength	2 (KV / 1 min. DC)
Voltage rating	500V

## AVAILABLE LENGTHS

100 m : CLS240-CCA/1  
300 m : CLS240-CCA/3



The CLS440-Cca is a 4-core installation loudspeaker cable compliant to the Cca standard of the Construction Product Regulation (CPR) regarding fire and flammability resistance in fixed installations, minimizing toxic smokes and providing optimal resistance to spreading fire. In addition to its outstanding fire properties the outer jacket of the cabling is smooth and durable for easy installation and pulling. The cable consist of individually polyolefin isolated conductors with a section of 4 x 4.0 mm<sup>2</sup> (11 AWG) which are composed out of stranded bare copper wires. The stranding keeps the cable flexible and easy to handle. The cable can be used both indoor and outdoor or in humid environments.

CROSS SECTION	HIGHLIGHTS	INNER CONDUCTOR
	<ul style="list-style-type: none"> <li>• EN50399 CPR Euroclass Cca-s1b,d0,a1</li> <li>• 11 AWG (4 mm<sup>2</sup>) thin and dense stranded conductors</li> <li>• Class 5 IEC 60228 compliant</li> </ul>	

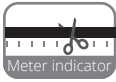
Type of cable	4-core loudspeaker cable
Inner conductor	BC 48 x 0.31 mm (Ø) (OFC)
Inner conductor section	4 mm <sup>2</sup>
American Wire Gauge	11 AWG
Insulation	Ø 4.0 mm Polyolefin
Insulation color	Black, Red, Blue, Yellow
Number of conductors	4
Conductor twisting	Yes
Filling	None
Separator	None
Outer jacket	Polyolefin
Outer jacket diameter	Ø 11.8 mm
Outer jacket color	Black
Smoke concentration	s1b: s1 with visibility ranging from 60% to 80%
Burning droplets	d0: no falling droplets
Acidity of the smoke	a1: Low acidity (UNE-EN 60754-2)

## ELECTRICAL SPECIFICATIONS

Max. conductor DC resistance	4.95 (Ohm/Km)
Dielectric strength	2 (KV / 1 min. DC)
Voltage rating	500V

## AVAILABLE LENGTHS

300 m : CLS440-CCA/3



The CLS840-Cca is an 8-core installation loudspeaker cable compliant to the Cca standard of the Construction Product Regulation (CPR) regarding fire and flammability resistance in fixed installations, minimizing toxic smokes and providing optimal resistance to spreading fire. In addition to its outstanding fire properties the outer jacket of the cabling is smooth and durable for easy installation and pulling. The cable consist of individually polyolefin isolated conductors with a section of 8 x 4.0 mm<sup>2</sup> (11 AWG) which are composed out of stranded bare copper wires. The stranding keeps the cable flexible and easy to handle. The cable can be used both indoor and outdoor or in humid environments.

CROSS SECTION	HIGHLIGHTS	INNER CONDUCTOR
	<ul style="list-style-type: none"> <li>• EN50399 CPR Euroclass Cca-s1b,d0,a1</li> <li>• 11 AWG (4 mm<sup>2</sup>) thin and dense stranded conductors</li> <li>• Class 5 IEC 60228 compliant</li> </ul>	

Type of cable	8-core loudspeaker cable
Inner conductor	BC 48 x 0.31 mm (Ø) (OFC)
Inner conductor section	4 mm <sup>2</sup>
American Wire Gauge	11 AWG
Insulation	Ø 4.0 mm Polyolefin
Insulation color	Red, Black, Blue, Yellow, Green, Grey, Orange, White
Number of conductors	8
Conductor twisting	Yes
Filling	None
Separator	None
Outer jacket	Polyolefin
Outer jacket diameter	Ø 16.4 mm
Outer jacket color	Black
Smoke concentration	s1b: s1 with visibility ranging from 60% to 80%
Burning droplets	d0: no falling droplets
Acidity of the smoke	a1: Low acidity (UNE-EN 60754-2)

## ELECTRICAL SPECIFICATIONS

Max. conductor DC resistance	4.95 (Ohm/Km)
Dielectric strength	2 (KV / 1 min. DC)
Voltage rating	500V

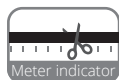
## AVAILABLE LENGTHS

300 m : CLS840-CCA/3

# CMC224-CCA CONTRACTOR MICROPHONE CABLE



AVAILABLE: Q2 2019



The CMC224-Cca is a high quality installation microphone cable compliant to the Cca standards of the Construction Product Regulation (CPR) regarding fire and flammability resistance in fixed installations, minimizing toxic smokes and providing optimal resistance to spreading fire. In addition to its improved fire properties, the outer jacket of the cabling is smooth and durable for easy installation and pulling. It consists of stranded conductors with an aluminum foil shielding and drain wire, which guarantees a high installers convenience. The highly effective shielding guarantees an excellent immunity against noise and interference caused by external devices. The stranding keeps the cable flexible and easy to handle. The cable can be used both indoor and outdoor.

## CROSS SECTION



## HIGHLIGHTS

- EN50399 CPR Euroclass Cca-s1b,d0,a1
- 24 AWG (0.20 mm<sup>2</sup>) thin and dense stranded conductors
- Aluminum shielded conductors with drain wire

## INNER CONDUCTOR



## SHIELDING




Type of cable	24 AWG Microphone cable
Inner conductor	BC 25 x 0.1 mm (Ø) (OFC)
Inner conductor section	0.20 mm <sup>2</sup>
American Wire Gauge	24 AWG
Insulation	Ø 1.15 mm Polyolefin
Insulation color	White / Red
Number of conductors	2
Conductor twisting	Yes
Shielding	Al-foil + drain wire
Outer jacket	Polyolefin
Outer jacket diameter	Ø 3.7 mm
Outer jacket color	Black
Smoke concentration	s1b: s1 with visibility ranging from 60% to 80%
Burning droplets	d0: no falling droplets
Acidity of the smoke	a1: Low acidity (UNE-EN 60754-2)

## ELECTRICAL SPECIFICATIONS

Max. conductor DC resistance	85 (Ohm/Km)
Dielectric strength	500 (KV / 1 min. DC)
Voltage rating	100V

## AVAILABLE LENGTHS

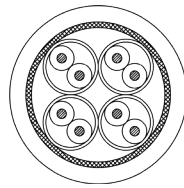
100 m : CMC224-CCA/1  
300 m : CMC224-CCA/3



INSTALL

The CCT70S-Cca is a CAT7 installation networking cable compliant to the Cca standard of the Construction Product Regulation (CPR) regarding fire and flammability resistance in fixed installations, minimizing toxic smokes and providing optimal resistance to spreading fire. In addition to its outstanding fire properties the outer jacket of the cabling is smooth and durable for easy installation and pulling. The cable consists of 4 individually shielded twisted pair cables with solid 23 AWG conductors, overall braided shielding is provided to reduce crosstalk and system noise to a minimum resulting in a higher bandwidth and improved immunity against noise and interference caused by external devices. Providing an optimized solution for 100Base-T, 1000Base-TX and 10GBase-T gigabit networks.

## CROSS SECTION



## HIGHLIGHTS

- EN50399 CPR Euroclass Cca-s1a,d1,a1
- 600 Mhz performance, up to 10GBase-T
- IEC 60332-1 NHFR compliant
- Al-foil individual & braided overall shielding
- Reference standard: UL Subject 444, TIA/EIA 568B.2 & ISO / IEC 11801, IEC 61156-5

## INNER CONDUCTOR



## SHIELDING




Type of cable	S/FTP CAT7 Networking cable
Inner conductor	BC 1 x 0.566 mm (Ø) (OFC)
Inner conductor section	0,25 mm <sup>2</sup>
American Wire Gauge	23 AWG
Insulation	Foamed PE
Insulation color	Green / White & Green ; Blue / White & Blue ; Orange / White & Orange ; Brown / White & Brown
Number of conductors	8 (4 pairs)
Shielding	Al-mylar, 100% coverage – 25% overlap
Overall shielding	TC 10 x 8 x 0.08 mm (Ø) (OFC) - braid
Seperator	None
Outer jacket	LSZH
Outer jacket color	Black
Smoke concentration	s1a: s1 with visibility over 80%
Burning droplets	d1: burning droplets persist less than 10ms
Acidity of the smoke	a1: Low acidity (UNE-EN 60754-2)

## ELECTRICAL SPECIFICATIONS

Max. Delay / Skew	<25ns / 100m
Rated voltage	300 V
Nom. Velocity of propagation	76%
Characteristic impedance	100 Ω ± 15 Ω
Max. conductor DC resistance	7.9 Ω / 100m
Max. conductor DC resistance unbalanced	< 2%
Nom. mutual capacitance	5,6µF/100m
Pair to ground capacitance unbalance Max Capacitance	< 160pF/100m
Pair to ground capacitance unbalance	< 330pF/100m

## AVAILABLE LENGTHS

305 m : CCT70S-CCA/3



INSTALL

The CCT65F-B2ca is a CAT6A installation networking cable compliant to the B2ca standard of the Construction Product Regulation (CPR) regarding fire and flammability resistance in fixed installations, minimizing toxic smokes and providing optimal resistance to spreading fire. In addition to its outstanding fire properties the outer jacket of the cabling is smooth and durable for easy installation and pulling. The cable consists of 4 individually shielded twisted pair cables with solid 23 AWG conductors. This way, crosstalk and system noise is reduced to a minimum, resulting in a higher bandwidth and improved immunity against noise and interference caused by external devices. Providing an optimized solution for 100Base-T, 1000Base-TX and 10GBase-T gigabit networks.

<h3>CROSS SECTION</h3> 	<h3>HIGHLIGHTS</h3> <ul style="list-style-type: none"> <li>• EN50399 CPR Euroclass B2ca-s1a,d1,a1</li> <li>• 500 Mhz performance, up to 10GBase-T</li> <li>• Reference standard: UL Subject 444,TIA/EIA 568B.2/568C.2 &amp; ISO / IEC 11801, IEC 61156-5</li> <li>• Aluminum foil individual shielding</li> </ul>	<h3>INNER CONDUCTOR</h3>  <h3>SHIELDING</h3> 
--	---	---

Type of cable	U/FTP CAT6A Networking cable
Inner conductor	BC 1 x 0.56 mm (Ø) (OFC)
Inner conductor section	0,25 mm²
American Wire Gauge	23 AWG
Insulation	Foamed PE
Insulation color	Green / White & Green ; Blue / White & Blue ; Orange / White & Orange ; Brown / White & Brown
Number of conductors	8 (4 pairs)
Conductor twisting	Yes
Shielding	Al-mylar, 100% coverage – 25% overlap
Outer jacket	LSZH
Outer jacket color	Black
Smoke concentration	s1a: s1 with visibility over 80%
Burning droplets	d1: burning droplets persist less than 10ms
Acidity of the smoke	a1: Low acidity (UNE-EN 60754-2)


## ELECTRICAL SPECIFICATIONS

Max. Delay / Skew	<25ns / 100m
Rated voltage	300 V
Nom. Velocity of propagation	74%
Characteristic impedance	100 Ω ± 15 Ω
Max. conductor DC resistance	8.3 Ω / 100m
Max. conductor DC resistance unbalanced	< 2%
Nom. mutual capacitance	5,6µF/100m
Pair to ground capacitance unbalance Max Capacitance	< 160pF/100m
Pair to ground capacitance unbalance	< 330pF/100m

## AVAILABLE LENGTHS

305 m : CCT65F-B2CA/3





INSTALL

The CCT65F-Cca is a CAT6A installation networking cable compliant to the Cca standard of the Construction Product Regulation (CPR) regarding fire and flammability resistance in fixed installations, minimizing toxic smokes and providing optimal resistance to spreading fire. In addition to its Improved fire properties the outer jacket of the cabling is smooth and durable for easy installation and pulling. The cable consists of 4 individually shielded twisted pair cables with solid 23 AWG conductors. This way, crosstalk and system noise is reduced to a minimum, resulting in a higher bandwidth and improved immunity against noise and interference caused by external devices. Providing an optimized solution for 100Base-T, 1000Base-TX and 10GBase-T gigabit networks.

<h3>CROSS SECTION</h3>	<h3>HIGHLIGHTS</h3> <ul style="list-style-type: none"> <li>• EN50399 CPR Euroclass Cca-s1a,d1,a1</li> <li>• 500 Mhz performance, up to 10GBase-T</li> <li>• Reference standard: UL Subject 444,TIA/EIA 568B.2/568C.2 &amp; ISO / IEC 11801, IEC 61156-5</li> <li>• Aluminum foil individual shielding</li> </ul>	<h3>INNER CONDUCTOR</h3> <h3>SHIELDING</h3>
------------------------	--	---


Type of cable	U/FTP CAT6A Networking cable
Inner conductor	BC 1 x 0.56 mm (Ø) (OFC)
Inner conductor section	0,25 mm²
American Wire Gauge	23 AWG
Insulation	Foamed PE
Insulation color	Green / White & Green ; Blue / White & Blue ; Orange / White & Orange ; Brown / White & Brown
Number of conductors	8 (4 pairs)
Conductor twisting	Yes
Shielding	Al-mylar, 100% coverage – 25% overlap
Seperator	None
Outer jacket	LSZH
Outer jacket color	Black
Smoke concentration	s1a: s1 with visibility over 80%
Burning droplets	d1: burning droplets persist less than 10ms
Acidity of the smoke	a1: Low acidity (UNE-EN 60754-2)

## ELECTRICAL SPECIFICATIONS

Max. Delay / Skew	<25ns / 100m
Rated voltage	300 V
Nom. Velocity of propagation	74%
Characteristic impedance	100 Ω ± 15 Ω
Max. conductor DC resistance	8.3 Ω / 100m
Max. conductor DC resistance unbalanced	< 2%
Nom. mutual capacitance	5,6µF/100m
Pair to ground capacitance unbalance Max Capacitance	< 160pF/100m
Pair to ground capacitance unbalance	< 330pF/100m

## AVAILABLE LENGTHS

305 m : CCT65F-CCA/3



INSTALL

The CCT65F-Dca is a CAT6A installation networking cable compliant to the Dca standard of the Construction Product Regulation (CPR) regarding fire and flammability resistance in fixed installations, minimizing toxic smokes and providing optimal resistance to spreading fire. In addition to its Improved fire properties the outer jacket of the cabling is smooth and durable for easy installation and pulling. The cable consists of 4 individually shielded twisted pair cables with solid 23 AWG conductors. This way, crosstalk and system noise is reduced to a minimum, resulting in a higher bandwidth and improved immunity against noise and interference caused by external devices. Providing an optimized solution for 100Base-T, 1000Base-TX and 10GBase-T gigabit networks.

<h3>CROSS SECTION</h3> 	<h3>HIGHLIGHTS</h3> <ul style="list-style-type: none"> <li>• EN50399 CPR Euroclass Dca-s1a,d1,a1</li> <li>• 500 Mhz performance, up to 10GBase-T</li> <li>• Reference standard: UL Subject 444,TIA/EIA 568B.2/568C.2 &amp; ISO / IEC 11801, IEC 61156-5</li> <li>• Aluminum foil individual shielding</li> </ul>	<h3>INNER CONDUCTOR</h3>  <h3>SHIELDING</h3> 
--	--	---

Type of cable	U/FTP CAT6A Networking cable
Inner conductor	BC 1 x 0.56 mm (Ø) (OFC)
Inner conductor section	0,25 mm <sup>2</sup>
American Wire Gauge	23 AWG
Insulation	Foamed PE
Insulation color	Green / White & Green ; Blue / White & Blue ; Orange / White & Orange ; Brown / White & Brown
Number of conductors	8 (4 pairs)
Conductor twisting	Yes
Shielding	Al-mylar, 100% coverage – 25% overlap
Outer jacket	LSZH
Outer jacket color	Black
Smoke concentration	s1a: s1 with visibility over 80%
Burning droplets	d1: burning droplets persist less than 10ms
Acidity of the smoke	a1: Low acidity (UNE-EN 60754-2)

## ELECTRICAL SPECIFICATIONS

Max. Delay / Skew	<25ns / 100m
Rated voltage	300 V
Nom. Velocity of propagation	74%
Characteristic impedance	100 Ω ± 15 Ω
Max. conductor DC resistance	8.3 Ω / 100m
Max. conductor DC resistance unbalanced	< 2%
Nom. mutual capacitance	5,6µF/100m
Pair to ground capacitance unbalance Max Capacitance	< 160pF/100m
Pair to ground capacitance unbalance	< 330pF/100m

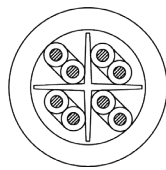
## AVAILABLE LENGTHS

305 m : CCT65F-DCA/3



The CCT60U-B2ca is a CAT6 installation networking cable compliant to the B2ca standard of the Construction Product Regulation (CPR) regarding fire and flammability resistance in fixed installations, minimizing toxic smokes and providing optimal resistance to spreading fire. In addition to its outstanding fire properties the outer jacket of the cabling is smooth and durable for easy installation and pulling. The cable consists of 4 twisted pair cables with solid 23 AWG conductors and a "+" shaped separator. This way, crosstalk and system noise is reduced to a minimum, resulting in a higher bandwidth and improved immunity against noise and interference caused by external devices. Providing an optimized solution for 10Base-T, 100Base-TX and 1000Base-T gigabit networks.

## CROSS SECTION



## HIGHLIGHTS

- EN50399 CPR Euroclass B2ca-s1a,d1,a1 compliant cable
- 250 Mhz performance, up to 1000Base-T
- "+" Shaped separator to reduce crosstalk
- Reference standard: UL Subject 444,TIA/EIA 568B.2/568C.2 & ISO / IEC 11801, IEC 61156-5

## INNER CONDUCTOR




Type of cable	U/UTP CAT6 Networking cable
Inner conductor	BC 1 x 0.56 mm (Ø) (OFC)
Inner conductor section	0,25 mm <sup>2</sup>
American Wire Gauge	23 AWG
Insulation	Foamed PE
Insulation color	Green / White & Green ; Blue / White & Blue ; Orange / White & Orange ; Brown / White & Brown
Number of conductors	8 (4 pairs)
Conductor twisting	Yes
Separator	+ shaped separator
Shielding	Al-mylar, 100% coverage – 25% overlap
Outer jacket	LSZH
Outer jacket color	Black
Smoke concentration	s1a: s1 with visibility over 80%
Burning droplets	d1: burning droplets persist less than 10ms
Acidity of the smoke	a1: Low acidity (UNE-EN 60754-2)

## ELECTRICAL SPECIFICATIONS

Max. Delay / Skew	<45ns / 100m
Rated voltage	300 V
Nom. Velocity of propagation	69%
Characteristic impedance	100 Ω ± 15 Ω
Max. conductor DC resistance	8.2 Ω / 100m
Max. conductor DC resistance unbalanced	< 2%
Nom. mutual capacitance	5,6µF/100m
Pair to ground capacitance unbalance Max Capacitance	< 160pF/100m
Pair to ground capacitance unbalance	< 330pF/100m

## AVAILABLE LENGTHS

305 m : CCT60U-B2CA/3



INSTALL

The CCT60U-Cca is a CAT6 installation networking cable compliant to the Cca standard of the Construction Product Regulation (CPR) regarding fire and flammability resistance in fixed installations, minimizing toxic smokes and providing optimal resistance to spreading fire. In addition to its improved fire properties the outer jacket of the cabling is smooth and durable for easy installation and pulling. The cable consists of 4 twisted pair cables with solid 23 AWG conductors and a "+" shaped separator. This way, crosstalk and system noise is reduced to a minimum, resulting in a higher bandwidth and improved immunity against noise and interference caused by external devices. Providing an optimized solution for 10Base-T, 100Base-TX and 1000Base-T gigabit networks.

CROSS SECTION	HIGHLIGHTS	INNER CONDUCTOR
	<ul style="list-style-type: none"> <li>EN50399 CPR Euroclass Cca-s1a,d1,a1</li> <li>250 Mhz performance, up to 1000Base-T</li> <li>"+" Shaped separator to reduce crosstalk</li> <li>Reference standard: UL Subject 444,TIA/EIA 568B.2/568C.2 &amp; ISO / IEC 11801, IEC 61156-5</li> </ul>	

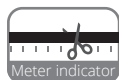
Type of cable	U/UTP CAT6 Networking cable
Inner conductor	BC 1 x 0.56 mm (Ø) (OFC)
Inner conductor section	0,25 mm²
American Wire Gauge	23 AWG
Insulation	Foamed PE
Insulation color	Green / White & Green ; Blue / White & Blue ; Orange / White & Orange ; Brown / White & Brown
Number of conductors	8 (4 pairs)
Conductor twisting	Yes
Separator	+ shaped separator
Outer jacket	LSZH
Outer jacket color	Black
Smoke concentration	s1a: s1 with visibility over 80%
Burning droplets	d1: burning droplets persist less than 10ms
Acidity of the smoke	a1: Low acidity (UNE-EN 60754-2)

## ELECTRICAL SPECIFICATIONS

Max. Delay / Skew	<45ns / 100m
Rated voltage	300 V
Nom. Velocity of propagation	69%
Characteristic impedance	100 Ω ± 15 Ω
Max. conductor DC resistance	8.2 Ω / 100m
Max. conductor DC resistance unbalanced	< 2%
Nom. mutual capacitance	5,6µF/100m
Pair to ground capacitance unbalance Max Capacitance	< 160pF/100m
Pair to ground capacitance unbalance	< 330pF/100m

## AVAILABLE LENGTHS

305 m : CCT60U-CCA/3



INSTALL

The CCT60U-Dca is a CAT6 installation networking cable compliant to the Dca standard of the Construction Product Regulation (CPR) regarding fire and flammability resistance in fixed installations, minimizing toxic smokes and providing optimal resistance to spreading fire. In addition to its improved fire properties the outer jacket of the cabling is smooth and durable for easy installation and pulling. The cable consists of 4 twisted pair cables with solid 23 AWG conductors and a "+" shaped separator. This way, crosstalk and system noise is reduced to a minimum, resulting in a higher bandwidth and improved immunity against noise and interference caused by external devices. Providing an optimized solution for 10Base-T, 100Base-TX and 1000Base-T gigabit networks.

CROSS SECTION	HIGHLIGHTS	INNER CONDUCTOR
	<ul style="list-style-type: none"> <li>EN50399 CPR Euroclass Dca-s1,d0,a3</li> <li>250 Mhz performance, up to 1000Base-T</li> <li>"+" Shaped separator to reduce crosstalk</li> <li>Reference standard: UL Subject 444,TIA/EIA 568B.2/568C.2 &amp; ISO / IEC 11801, IEC 61156-5</li> </ul>	

Type of cable	U/UTP CAT6 Networking cable
Inner conductor	BC 1 x 0.56 mm (Ø) (OFC)
Inner conductor section	0,25 mm <sup>2</sup>
American Wire Gauge	23 AWG
Insulation	Foamed PE
Insulation color	Green / White & Green ; Blue / White & Blue ; Orange / White & Orange ; Brown / White & Brown
Number of conductors	8 (4 pairs)
Conductor twisting	Yes
Separator	+ shaped separator
Outer jacket	LSZH
Outer jacket color	Black
Smoke concentration	s1: very little smoke production
Burning droplets	d0: no falling droplets
Acidity of the smoke	a3: neither a1 or a2

## ELECTRICAL SPECIFICATIONS

Max. Delay / Skew	<45ns / 100m
Rated voltage	300 V
Nom. Velocity of propagation	69%
Characteristic impedance	100 Ω ± 15 Ω
Max. conductor DC resistance	8.2 Ω / 100m
Max. conductor DC resistance unbalanced	< 2%
Nom. mutual capacitance	5,6µF/100m
Pair to ground capacitance unbalance Max Capacitance	< 160pF/100m
Pair to ground capacitance unbalance	< 330pF/100m

## AVAILABLE LENGTHS

305 m : CCT60U-DCA/3



# INDEX

---

CCT60U-B2CA	19	CCT65F-CCA	17	CLS215-CCA	7	CLS240-CCA	11
CCT60U-CCA	20	CCT65F-DCA	18	CLS225-B2CA	8	CLS440-CCA	12
CCT60U-DCA	21	CCT70S-CCA	15	CLS225-CCA	9	CLS840-CCA	13
CCT65F-B2CA	16	CLS215-B2CA	6	CLS240-B2CA	10	CMC224-CCA	14

This brochure is made with care and attention for details and is as complete as possible on publication date. Due to the fact our products, documentation and products range are continuously improved and expanded, updates may have occurred since publication date.

To be always up to date with the latest improvements and additions or to obtain additional product information, please visit the product page on our website [procab.be](http://procab.be)

procab.be



AUDIO



VIDEO



DIGITAL



POWER