



M2

Multimedia digital audio mixer


Highlights:

- Compatible with AUDAC Touch™ 2
- 9 x 8 digital Audio Matrix
- Powerful DSP Processor for every channel
- Remote control web interface (HTML5)
- RS232 & TCP/IP control port
- 8 Balanced stereo line outputs
- 4 unbalanced stereo line inputs
- 8 Balanced stereo line inputs
- 10 trigger contact inputs (NO or NC)
- 2 priority inputs
- 8 x Relay outputs (NO/NC)
- Automatic Level Control
- Parametric EQ, Delay
- Fully digitaly controllable
- Wall panel inputs

The M2 is a multi-media audio distribution system which offers an unseen flexibility and amount of possibilities for any audio distribution system. It can handle a diverse array of input signals and has enough DSP power to apply the most modern filters, effects and other options. In general, the M2 is an 9 x 8 digital audio mixer, which is based on 11 powerful DSP processors. It is fully digitally controllable through a web browser interface, optional touchscreen display, wall panels and Android or IOS apps. Using the freely available AUDAC Touch™ application for smart devices guarantees total system control and configuration from any device on any location and at any time. The built-in digital mixer makes it possible to mix all input signals together and patch them to any of the outputs. What makes the M2 superior to all other digital audio matrixes is the superior DSP power and advanced software. It contains 8 balanced stereo inputs with Automatic Level Control (ALC) where to any Line or Microphone level source can be connected. Other functions which can be applied to the inputs are: Noise Gate, Filters, 5 Band Parametric EQ, and Phantom power. The zone outputs are balanced stereo outputs with the possibility to integrate an optional Power Amplifier Kit (POW2). The outputs are switchable between Mono / Stereo and also have the possibility to apply many other functions such as Delay, Restricting the audio level, 5-Band Parametric EQ and Filters. Together with the audio outputs, one output relay (NO / NC contacts) is provided for every zone. This can be used for controlling external devices such as emergency lights, bypassing volume controllers, ... All audio inputs can be mixed to the outputs. To keep a clear overview of all these functions, they can be grouped to different scenes. With these scenes, it will be possible to recall all the right settings by one single action. Some of the many other features are: 10 programmable contract inputs, 256 Pre-programmed events, fiber optical interface (option), 7" Touchscreen display kit (option), ... The AUDAC APM paging tables are designed to create a powerful and flexible paging solution in combination with the M2. Note: The AUDAC M2DIS interactive 7" touch-screen display kit shown on some promotional images of the M2 is an optional expansion kit not included in the standard M2.



Additional Inputs:



SD card



USB



TCP-IP



RS232

Additional Voltage:



24 V

Applications:

- Hotels
- Public facilities
- Corporate spaces
- Residential
- Houses of worship
- Clubs, bars, restaurants

System specifications:



| | | | |
|-----------------------------------|-------------------------|-----------------------------|---|
| Inputs | Balanced Mic./Line | Type | 8 x Balanced Stereo Input (Mic./Line) |
| | | Connector | 3-pin Euro Terminal Block (Pitch - 3.81 mm) |
| | Unbalanced Stereo | Type | 4 x Stereo Unbalanced Line |
| | | Connector | RCA |
| | Balanced Priority Audio | Type | 2 x Balanced Priority Audio Input (Line) |
| | | Connector | 3-pin Euro Terminal Block (Pitch - 5.08 mm) |
| | Peripheral Interface | Type | 10 x Peripheral Interface Input |
| | | Connector | RJ45 |
| | Priority Contact | Type | 2 x Priority Contact Input |
| | | Connector | 2-pin Euro Terminal Block (Pitch - 5.08 mm) |
| | Contact | Type | 8 x Contact Input |
| | | Connector | 9-pin Euro Terminal Block (Pitch - 5.08 mm) |
| Outputs | Balanced Stereo | Type | 8 x Balanced Stereo outputs |
| | | Connector | 3-pin Euro Terminal Block (Pitch - 3.81 mm) |
| | Power Amplifier | Type | 8 x Power Amplifier outputs (option) |
| | | Connector | 4-pin Euro Terminal Block (Pitch - 5.08 mm) |
| | Relay | Type | 8 x Relay outputs (NO/NC) |
| | | Connector | 3-pin Euro Terminal Block (Pitch - 3.81 mm) |
| Control | | | Front panel (M2DIS Display option) |
| | | | RS-232 |
| | | | TCP/IP (RJ45) |
| | | | Wall panel (RS-485) |
| | | Audac Touch™ | |
| | | Web (Flash) | |
| Power | Supply | 100 ~ 240 V AC / 50 ~ 60 Hz | |
| Socket Connections (AUDAC Touch™) | | 5 sockets | |

Product Features:

| | |
|------------------------|--|
| Dimensions | 482 x 132 x 350 mm (W x H x D) |
| Weight | 8.850 kg |
| Mounting | 19" Rack |
| Unit height | 3 HE |
| Optional expansion kit | M2DIS (7" Touchscreen display kit) |
| | POW2 (Internal Power Amp 16 x 60 W) |
| | OPT2 (Fiber interconnection Interface) |
| Peripheral Interfaces | DW5065 All-In-One Wall Panel |
| | DW3020/4020 Wall control panel |
| | APM1xx Digital Paging Consoles |

Architects' and Engineers' Specifications:

The multi-media digital audio matrix system shall be a fully digital system with powerful DSP processing capacities on every in and output. It shall include 8 balanced line inputs and 8 balanced line outputs. All inputs shall be capable of carrying both line or microphone level signals and shall be mixable to each of the available outputs. The available DSP processing functionality on the inputs shall include Automatic level control (ALC), noise gates, filters selectable between low-pass, high-pass and band-pass, 7-band parametric equalizing, anti-feedback, phantom power and many more. The outputs configuration shall include the possibility for delays, output limiters, 7-band parametric EQ and various types of filters. Besides the audio in & outputs, a variety of control possibilities shall be available, including an RS-232 control port, 10 peripheral interface ports capable of handling RS-485 signals whereof 8 are carrying digital audio signals which can be used as additional inputs. A network connection shall allow system control from any TCP/IP compatible system. The system shall be fully controllable through implementation in a total system control platform which is compatible with a wide variation of operating systems including Android, iOS, Windows, Mac and Linux. This application shall allow creation and customization of application-specific dashboards, allowing combining its controls together with other audio & video equipment from one single dashboard. An integrated webserver containing a fully functional web-based user interface shall be accessible without requiring any specific software. This user interface shall be password protected on two different levels (administrator and user level). When accesses the user interface, a graphical overview of all outputs shall be given including VU meters, specific assigned zone names for all in & outputs. Immediate access such as output volume, routing, mixing and muting shall be offered. The advanced configuration shall be only accessible in administrator level, including settings such as an internal test signal generator (for white noise, pink noise and sine wave test signals), configuration possibilities for pre-programmed events up to 256 different records at single and recurring occasions, priority triggering on any input and for every output and many more. A total of 8 internal relays (one for each output) shall be available and timer, priority or contact controllable. The internal voice file interface allows voice files stored on SD cards being played to selected outputs. Standard functions of the device shall be controllable by additional connected wall-panels, optional expansion units and mobile devices, while the configuration settings of the device shall be controllable by third party devices using the TCP/IP, RS-232 and RS-485 connectivity possibilities. Several optional expansion units such as an internal fiber interconnection module for transferring up to 16 audio channels (8 Stereo) over a distance up to 1000 meter, an integrated power amplifier kit to provide an output power of 2 x 60 Watt or 1 x 120 Watt for every output zone, and an internal 7" touchscreen display kit shall be applicable. The multi-media digital audio matrix system shall be implementable in a total system control application which is compatible with Android and iOS devices, allowing combining its controls together with other audio&video equipment from one single dashboard. The power supply shall be a switching mode type operating on a 100~240 V AC / 50~60 Hz mains network. Additionally, an emergency power inlet shall be provided to keep the system running on 24 Volt emergency power when the mains power is shut down. It shall be equipped with a removable power cord with a standard shuko (CEE 7/7) AC plug. The connector on the amplifier chassis shall be a fused IEC C14 type and the emergency power inlet shall comprise a 2-pin terminal block connector.



| | | |
|---------------------------|---|-----------------------------|
| M2 | Product description: MULTI-ZONE DIGITAL AUDIO MIXER | |
| Weight: 8,85 kg | Outer dimensions: (w x h x d) 483 x 132 x 350 | Unit height: 3 HE |