

LIFTING WHEEL

USER MANUAL

Admiral Staging the Netherlands
www.admiralstaging.com +31 534 301 201

WARNING

WLL
130kg



Product contains moving parts.
 Beware of fingers and limbs.

SCOPE

The Lifting wheel has been designed for moving stage decks, truss parts and other decor pieces with a maximum load of 130 kg. The lifting wheel can be coupled to a truss attachment, mounting plate or halfcoupler.

WARNING

Inspect this product before use. In case of material defects, loose parts or excessive backlash, this product should be taken out of service.

MAINTENANCE

Please do not use aggressive cleaning agents such as solvents and/or corrosive substances. Clean the product with a cloth with a soft detergent. After cleaning the product, dry it with a soft cloth. Check the product for worn, tear and/or lost items.

WARNING

By wear and/or missing of the proper components this product should be immediately taken out of service. Consult your supplier for advise.

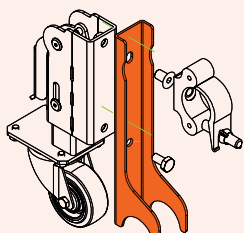
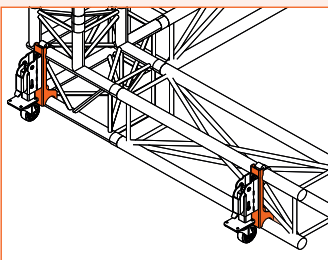
Repair / maintenance is only permitted by a qualified person. In case of doubt, consult your supplier.

USE

You can use the Lifting wheel in a number of ways. To do this, the following (optional) accessories are required:

TRUSS MOVER

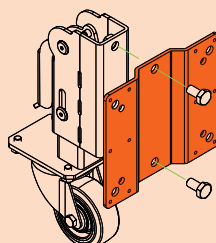
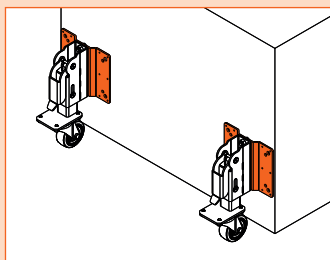
Use the Lifting wheel in combination with our Truss attachment to move horizontal 30 Truss.



1 x Truss attachment
 +
 1 x Half coupler

BOX RISER

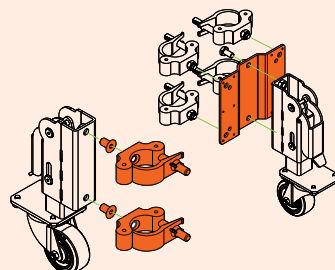
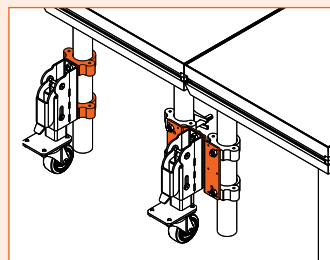
Our Mounting plate allows you to mount the Lifting wheel to wood or metal walls.



1 x Mounting plate

STAGE RISER ROUND

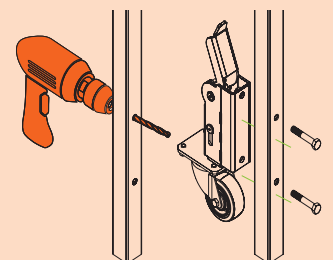
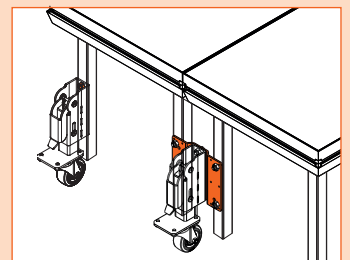
Mount the Lifting wheel to 1 or 2 round stagelegs to use it as a Stage riser.



2 x Half coupler
OR
 Combine it with the mounting plate.

STAGE RISER SQUARE

The Lifting wheel can be mounted direct on square stagelegs without use of accessories.



Drill holes into your stage deck to mount the Lifting wheel directly onto the leg.