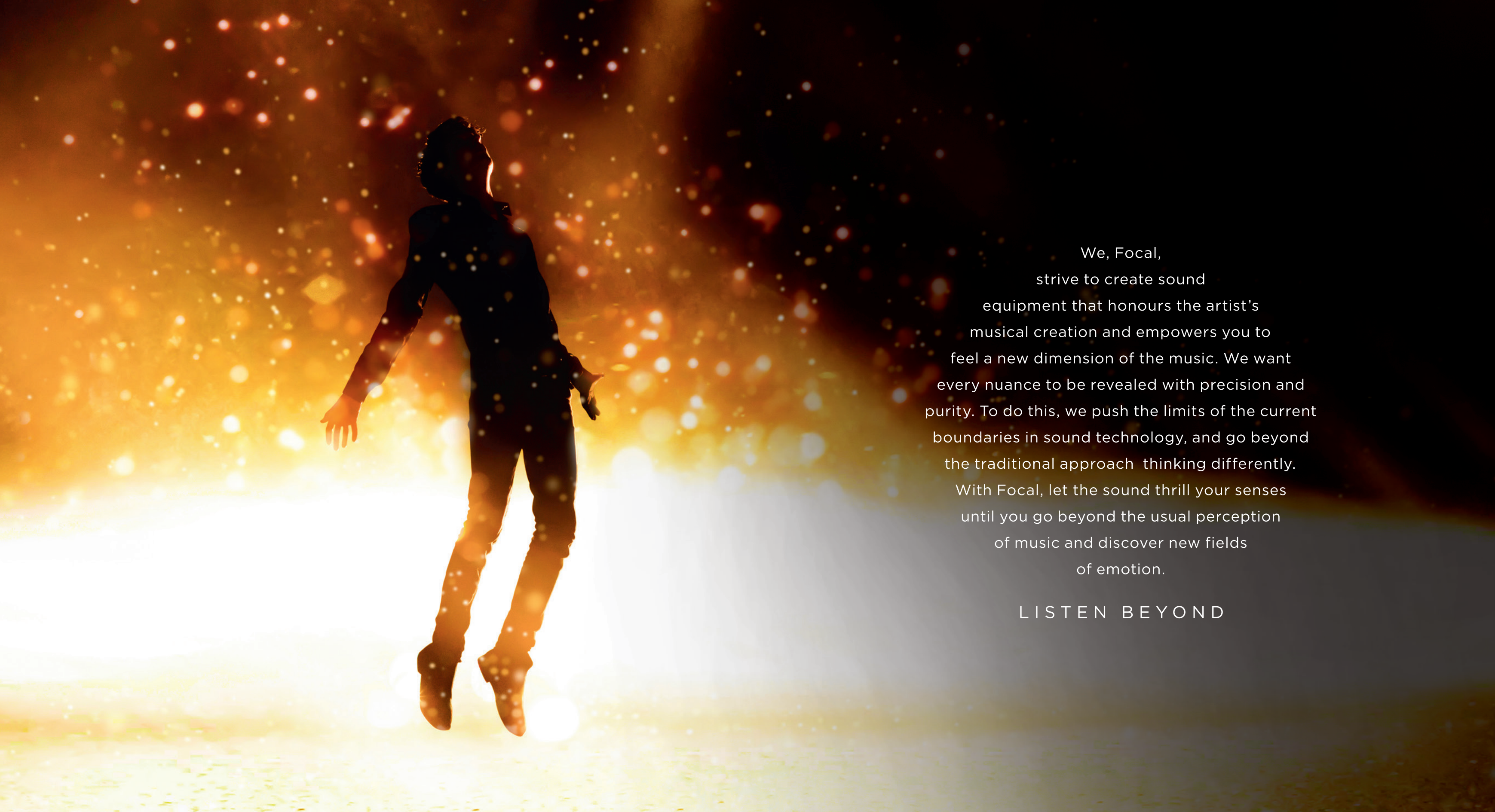


CLASSIC COLLECTION | 2020





We, Focal,  
strive to create sound  
equipment that honours the artist's  
musical creation and empowers you to  
feel a new dimension of the music. We want  
every nuance to be revealed with precision and  
purity. To do this, we push the limits of the current  
boundaries in sound technology, and go beyond  
the traditional approach thinking differently.  
With Focal, let the sound thrill your senses  
until you go beyond the usual perception  
of music and discover new fields  
of emotion.

LISTEN BEYOND

# “THE THRILL OF HIGH-FIDELITY SOUND”



For four decades, Focal has been applying its unique sound signature to speaker drivers and high-end loudspeakers. We are known for our innovative approach which has given rise to exclusive technologies, and some of our loudspeakers have become world class references.

The Classic Collection is an opportunity to live an entirely new experience. It will take you beyond sound, and allow you to rediscover the sensations provided by sound with unrivalled purity, reproducing the artist's original work with absolute fidelity. At the heart of the creation, music opens up a world of lost memories, of extraordinary dreams and emotions. This experience is represented by Focal's signature 'Listen Beyond', which embodies the intention to make each moment in life a moment of intense pleasure.

Our philosophy aims at promoting our expertise made in France: 100% of Focal products are designed and developed by our engineers, and most of our collections are made in France in our own workshops. All Focal products benefit from innovations which result from on-going research in the field of acoustics. This constant quest plunges the R&D teams further and further into the secret realms of sound and material science. This technological heritage, protected with numerous patents, ensures a sound which is clear, powerful and true to nature; to provide the best loudspeakers in each category.

The art of reproducing music is the art of creating a deeper emotional connection.

# NEW

## CHORA

Renewal without repetition; constant progression: this has always been our leitmotif.

Picking up where Chorus left off, the Chora line is the latest addition to the Focal catalogue, making High-Fidelity and Home Cinema accessible to all music and movie lovers with leading products in their price category.

These innovative loudspeakers bring Focal technology into your home. Manufactured in France, the speaker drivers include the Slatefiber cone, a new feature exclusive to Focal, drawing on 40 years of acoustic research. The result? A quality sound, outstanding harmony but also a unique aesthetic signature thanks to the "slate" effect of the new cone, with its modern design and refined finish options for the entire line.



# CLASSIC

Our classic line embodies the spirit of High-Fidelity. Over the years, successive legendary models have produced a collection of loudspeakers which are unique worldwide. The highlights of the era were the three generations of Grande Utopia loudspeakers which were widely acclaimed on an international scale. Anything that seems to be impossible represents a new challenge for us. We believe pushing the limits of technology to be the only way to fully reveal the slightest nuance and every subtlety in music. The goal is to offer an unprecedented musical or cinematographic experience.

**Utopia** is our reference loudspeaker line, a timeless icon which embodies excellence in all its aspects. Extravagant by essence, it accepts no compromise. With infinitely customisable finishes, each product offers unrivalled luxury.

**Sopra** is the epitome of today's high-end loudspeaker. The sleek, high-tech design will delight aesthetics enthusiasts and audiophiles. It brings high-fidelity sound into your living room!

**Kanta** inaugurates a new vision of the Premium enclosure! Uncompromising design geared entirely towards acoustic performance and a selection of unique finishes.

**Aria 900** is our midrange loudspeakers line. It asserts itself through its innovative Flax sandwich cone speaker drivers. The design blends a conservative yet modern style.

With **Chora**, remarkable sound potential and a modern look are accessible to everyone. Time to discover High-Fidelity and Focal technology.

Ultra high-end electronic solution, **Astral 16** is a 16-channel audio-video processor and amplifier which guarantees maximum enjoyment from your high-fidelity loudspeakers and an incredible sound experience at home!

An essential component of every Home Cinema system is the **subwoofer**, which gives depth and scale to a multi-channel audio-visual experience. Our subwoofer range covers all types of uses and offers a distinct design.

Not all standard finishes are available in all countries and/or sales distribution networks.

01

UTOPIA III EVO  
The legend is evolving

02

SOPRA  
Reveal the invisible

03

KANTA  
Performance meets style!

04

ARIA 900  
Affordable High-End

05

CHORA  
Explore High-Fidelity

06

ASTRAL 16  
The magic of cinema, at home!

07

SUBWOOFERS  
A whole, unique family

# UTOPIA III EVO

## The legend is evolving

The Grande Utopia story started in 1995 with a major innovation: the 'W' composite sandwich cone. It went on in 2002 with the Grande Utopia Be that introduced the pure Beryllium inverted dome tweeter.

Its entire DNA is marked by innovation: each generation of this reference loudspeaker brings with it major advances. Let's take Beryllium and Focus Time, for example... a showcase of Focal savoir-faire. The EM (electro-magnet) woofer technology is such a decisive step that it lends its name to the Grande Utopia EM. This new milestone is added to the long list of innovations from previous generations: Multiferrite, Power Flower, OPC, Gamma Structure.

The Utopia III Evo edition begins a new chapter in the adventure. It was essential to integrate the most recent innovations in this exceptional collection: the NIC (Neutral Inductance Circuit) and the TMD suspension. The entire crossover system on the new speaker drivers has been redesigned.

The rigidity of the Grande Utopia EM Evo cabinet has been improved using reinforcement rings positioned around the speaker drivers. The sound architecture of Utopia III has been preserved, with the constant intention of reducing harmonic distortion in the fragile midrange register, which is so very crucial for revealing the artist's emotions... The best components have also found their way: cables, double terminal boards and separate crossovers.

In addition to its Metallic Blue, Ash Grey, British Racing Green, Black Lacquer and Carrara White finishes, Utopia III Evo is also available in Noyer finishes: Noyer Naturel and Noyer Foncé. In its natural form, this tawny yellow wood, veined with brown, provides incredible nuances of colour, finished off by a High Gloss varnish. This unique French variety is carefully worked by hand by our expert cabinetmakers.

Utopia III Evo is an iconic line. Still way ahead of any others...

HANDCRAFTED  
IN FRANCE





Grande Utopia has left an indelible mark with each generation. It is the most accomplished Focal concept, and the ultimate acoustic reference. This loudspeaker now marks another stage by integrating the most recent Focal technologies: the NIC motor, the TMD suspension, the reinforcement rings and a new-generation crossover system. With its exceptional performance and unique style, Grande Utopia EM Evo is no longer just a technological landmark, it is an acoustic sculpture.



The technological twin sister of the Grande Utopia EM Evo, the Stella Utopia Em Evo retains the innovations of the Utopia line in a 3-way version and with more convenient dimensions. With its 33cm 'W' woofer and latest technologies, its sound tuning reproduces midranges wonderfully. This loudspeaker produces perfect definition across the full frequency range, with the ideal balance between registers...



Maestro Utopia Evo has become a 3-way floorstanding loudspeaker in order to make it more versatile and easier to install in your listening room. The bass is very consistent but it still retains Maestro's characteristic dynamic range and punch. The midrange register hasn't been neglected: we have integrated our latest technical innovations, such as the TMD suspension and the Neutral Inductance Circuit. In conclusion, each register reproduced by Maestro Utopia Evo has been enhanced for even more precision and dynamic range.



Thanks to its terminal block, Scala Utopia Evo is now bi-amplified for even greater sound customisation. Scala integrates Focal's latest technological innovations, particularly within the midrange speaker driver with its TMD suspension and its Neutral Inductance Circuit. These enhancements have resulted in a reduction in distortion, to provide an even more precise and detailed midrange register combined with Scala's undisputed musicality.

### Grande Utopia EM Evo

Carrara White finish

### Stella Utopia EM Evo

Metallic Blue finish

• Type	4-way bass-reflex floorstanding loudspeaker	3-way bass-reflex floorstanding loudspeaker
• Drivers	Electro-Magnetic 16" (40cm) 'W' woofer Multiferite 11" (27cm) 'W' mid-bass 2 x Power Flower 6½" (16.5cm) 'W' midrange with TMD suspension and NIC motor 1¼" (27mm) IAL2 pure Beryllium inverted dome tweeter	Electro-Magnetic 13" (33cm) 'W' woofer 2 x Power Flower 6½" (16.5cm) 'W' midrange with TMD suspension and NIC motor 1¼" (27mm) IAL2 pure Beryllium inverted dome tweeter
• Frequency response (±3dB)	18Hz - 40kHz	22Hz - 40kHz
• Low frequency point (-6dB)	14Hz	18Hz
• Sensitivity (2.83V/1 m)	94dB	94dB
• Nominal impedance	8Ω	8Ω
• Minimum impedance	3Ω	2.8Ω
• Crossover frequency	80/220/2,300Hz	230/2,200Hz
• Recommended amplifier power	50 - 1,500 W	50 - 1,000W
• Dimensions (H x W x D)	79¼" x 25¼" x 34¼" (2,012 x 654 x 880mm)	61½" x 21¼" x 32¼" (1,558 x 553 x 830mm)
• Net weight (by unit)	584.2lbs (265kg)	374.8lbs (170kg)

### Maestro Utopia Evo

British Racing Green finish

### Scala Utopia Evo

Noyer Naturel finish

3-way bass-reflex floorstanding loudspeaker	3-way bass-reflex floorstanding loudspeaker
11" (27cm) 'W' woofer with a Magnetic Damping System (MDS) 11" (27cm) 'W' woofer Power Flower 6½" (16,5cm) 'W' midrange with TMD suspension and NIC motor 1¼" (27mm) IAL2 pure Beryllium inverted dome tweeter	11" (27cm) 'W' woofer Power Flower 6½" (16,5cm) 'W' midrange, with TMD suspension and NIC motor 1¼" (27mm) IAL2 pure Beryllium inverted dome tweeter
25Hz - 40kHz	27Hz - 40kHz
21Hz	24Hz
93dB	92dB
8Ω	8Ω
3.1Ω	3.2Ω
280/2,200Hz	220/2,400Hz
80 - 600W	40 - 500W
57¼" x 17¼" x 30¼" (1,470 x 455 x 770mm)	49¼" x 15½" x 26¼" (1,247 x 393 x 670mm)
255.7lbs (116kg)	187.4lbs (85kg)

### Utopia III Evo finishes





Distinguished and captivating, this bookshelf loudspeaker represents the ultimate vision of compactness, in the purest Focal tradition. Inspired by Grande Utopia EM, the definition of the midrange and treble is spellbinding, and the density and hold of the bass is like nothing that's ever been heard before. It completes the Utopia III Evo line by retaining its sound tuning, but gets the new Evo finishes. Which are always in keeping with the look of the line.

### Diablo Utopia Colour Evo

Noyer Foncé finish

• <b>Type</b>	2-way bass-reflex compact bookshelf loudspeaker	3-way LCR bass-reflex loudspeaker
• <b>Drivers</b>	Power Flower 6½" (16.5cm) 'W' mid-bass 1¼" (27mm) IAL2 pure Beryllium inverted dome tweeter	2 x 8" (21cm) 'W' woofers Power Flower 6½" (16.5cm) 'W' midrange 1¼" (27mm) IAL2 pure Beryllium inverted dome tweeter
• <b>Frequency response (±3dB)</b>	44Hz - 40kHz	39Hz - 40kHz
• <b>Low frequency point (-6dB)</b>	40Hz	34Hz
• <b>Sensitivity (2.83V/1 m)</b>	89dB	92dB
• <b>Nominal impedance</b>	8Ω	8Ω
• <b>Minimum impedance</b>	4Ω	3.2Ω
• <b>Crossover frequency</b>	2,200Hz	270Hz/2,200Hz
• <b>Recommended amplifier power</b>	25 - 200W	50 - 600W
• <b>Dimensions (H x W x D)</b>	16 <sup>15</sup> / <sub>16</sub> x 10 <sup>3</sup> / <sub>16</sub> x 16 <sup>13</sup> / <sub>16</sub> " (431 x 258 x 427mm)	37 <sup>1</sup> / <sub>16</sub> x 12 <sup>11</sup> / <sub>16</sub> x 20 <sup>1</sup> / <sub>16</sub> " (942 x 322 x 510mm)
• <b>Net weight (by unit)</b>	44lbs (20kg)	125lbs (57kg)



This is a 3-way loudspeaker devoted to the most advanced multichannel configurations. It can be used upright or horizontally (Viva Center Utopia Colour Evo), and is just as suited to Home Cinema use as it is to sound systems. Its assets: extreme clarity in the midrange, high efficiency and power handling, and very low directivity on the horizontal axis for perfect phase and 3D imaging control. And whilst maintaining its sound tuning, it matches the line's style and Evo finishes.

### Viva/Viva Center Colour Evo

Black Laquer finish



> Sub Utopia EM Colour Evo  
More information in the Subwoofers category.



> Diablo Utopia Colour Evo Stand  
24" (60 cm). Sold per unit.  
Graphite Black finish.

Optional



> Viva / Viva Center Utopia Colour Evo Stand  
16" (40 cm). Sold per unit.  
Graphite Black finish.

Optional



> Astral 16  
Audio-video processor and amplifier.  
More information on the Astral 16 page.

### Utopia III Evo finishes



\* Only for Diablo





# SOPRA

HANDCRAFTED  
IN FRANCE

## Reveal the invisible

At Focal, we're obsessed with the comprehensive result: a harmonically rich, lush sound; a transparent and precise reproduction of the musical work. Still, we've never lost track of our core expertise in loudspeaker drivers, the stepping stones along the path to great sound.

Utopia is undeniably a world reference, praised for its incredible musicality. We continue to learn and to progress by systematically putting our research into development, to evaluate distinct contributions by listening to them in practice.

Every innovation - from cone materials ('W' Composite Sandwich Cone and Beryllium Inverted Dome), to magnets (multi-ferrite magnet, EM woofer, and IAL 2 tweeter), to crossovers (OCP + circuit), and to cabinets (Gamma Structure) plays a role in our technological legacy. We draw on this legacy often, to improve our technology and to set new benchmarks.

This work can be seen most recently within the Sopra project, with an aesthetic requirement for compactness that Utopia will never offer, extravagant by nature.

Sopra incorporates several major technological breakthroughs. It's still possible to advance state-of-the-art of speaker driver technology with digital analysis capable of revealing the subtlest performance aspects, and enabling us to improve the harmonic richness of sound reproduction.

In addition to their finishes Carrara White, Black Lacquer and Electric Orange, Sopra N°1, Sopra N°2 and Sopra N°3 are now available in Oak: Light Oak and Black Oak finishes. A noble, warm and timeless material, oak brings pure beauty to these loudspeakers. Meticulously crafted by our cabinetmakers to bring you unique pieces, handmade in France, they are also enhanced by a High Gloss varnish to give them a super high-shine look.





Compact and powerful, Sopra N°1 is a distillation of technological innovation. It features Neutral Inductance Circuits (NIC), TMD surround for the midbass, and Infinite Horn Loading (IHL) for the tweeter. It is a true demonstration of the contribution of the new technologies implemented on Sopra. The special stand has been designed to ground interfering vibrations from the enclosure to the floor to avoid any colouration. Ideal for small rooms up to 270ft<sup>2</sup> (25m<sup>2</sup>) and medium sized spaces up to 550ft<sup>2</sup> (50m<sup>2</sup>).



Sopra N°2 ushers in a new era for the 'Premium High End' with new performance criteria. Equipped with the best midrange drivers ever developed by Focal, containing the NIC and TMD technologies, Sopra N°2 pushes the limits of sound reproduction with crystal transparency in a very compact enclosure. It is perfectly at ease in rooms measuring up to 320ft<sup>2</sup> (30m<sup>2</sup>), and is even ideal for larger rooms measuring up to 750ft<sup>2</sup> (70m<sup>2</sup>).



The first released in the line, the Sopra N°3 loudspeaker perfectly combines dynamics, sound distribution and harmonic richness. With its two 8½" (21cm) woofers, it delivers solid, rich bass with perfect definition, satisfying the high demands of audio enthusiasts looking for ultimate performance. Despite its modest size, its full potential can be heard in rooms measuring up to 850ft<sup>2</sup> (80m<sup>2</sup>).



Sopra Center allows you to extend the Sopra experience to your Home Cinema. Sopra Center uses all of the design aspects found in Sopra loudspeakers to their full potential, to optimise integration into your room.



Sopra Surround Be benefits from the exclusive 'Bi/Twin' structure with dual input permits for use both in 5.1 (in bi-polar mode) and 7.1 systems (in dual mono mode). The result? An uncluttered space with discrete loudspeakers in your Home Cinema room.



> SW 1000 Be  
More information in the Subwoofers category.



> Sopra Stand  
24" (60cm). Sold per unit.  
Graphite Black finish.

Optional

	<b>Sopra N°1</b> Light Oak finish	<b>Sopra N°2</b> Electric Orange finish	<b>Sopra N°3</b> Carrara White finish
• <b>Type</b>	2-way bass-reflex bookshelf loudspeaker	3-way bass-reflex floorstanding loudspeaker	3-way bass-reflex floorstanding loudspeaker
• <b>Drivers</b>	6½" (16.5cm) 'W' mid-bass with TMD suspension and NIC motor 1¼" (27mm) IHL pure Beryllium inverted dome tweeter	2 x 7" (18cm) 'W' woofer with NIC motor 6½" (16.5cm) 'W' midrange with TMD suspension and NIC motor 1¼" (27mm) IHL pure Beryllium inverted dome tweeter	2 x 8" (21cm) 'W' woofer with NIC motor 6½" (16.5cm) 'W' midrange with TMD suspension and NIC motor 1¼" (27mm) IHL pure Beryllium inverted dome tweeter
• <b>Frequency response (±3dB)</b>	45Hz - 40kHz	34Hz - 40kHz	33Hz - 40kHz
• <b>Low frequency point (-6dB)</b>	41Hz	28Hz	26Hz
• <b>Sensitivity (2.83V/1 m)</b>	89dB	91dB	91.5dB
• <b>Nominal impedance</b>	8Ω	8Ω	8Ω
• <b>Minimum impedance</b>	3.9Ω	3.1Ω	3.1Ω
• <b>Crossover frequency</b>	2,200Hz	250Hz/2,200Hz	250Hz/2,200Hz
• <b>Recommended amplifier power</b>	25 - 150W	40 - 300W	40 - 400W
• <b>Dimensions (H x W x D)</b>	16 <sup>47</sup> / <sub>64</sub> x 10 <sup>63</sup> / <sub>64</sub> x 15 <sup>19</sup> / <sub>32</sub> " (425 x 279 x 396mm)	46 <sup>27</sup> / <sub>32</sub> x 14 <sup>3</sup> / <sub>32</sub> x 21 <sup>17</sup> / <sub>64</sub> " (1,190 x 358 x 540mm)	49 <sup>49</sup> / <sub>64</sub> x 15 <sup>53</sup> / <sub>64</sub> x 23 <sup>27</sup> / <sub>64</sub> " (1,264 x 402 x 595mm)
• <b>Net weight (by unit)</b>	41.9lbs (19kg)	121.3lbs (55kg)	154.3lbs (70kg)

### Sopra Center

Black Lacquer finish only

3-way bass-reflex center loudspeaker

2 x 6½" (16.5cm) 'W' woofers  
3" (8cm) 'W' midrange  
1¼" (27mm) IAL pure Beryllium inverted dome tweeter

55Hz - 40kHz

50Hz

91dB

8Ω

4.1Ω

500Hz/2,200Hz

40 - 200W

9¼ x 23<sup>31</sup>/<sub>32</sub> x 13<sup>25</sup>/<sub>32</sub>"  
(235 x 609 x 350mm)

121.3lbs (19kg)

### Sopra Surround Be

Black Lacquer finish only

2-way sealed bipolar surround loudspeaker

2 x 6½" (16.5cm) 'W' bass midrange  
2 x 1¼" (27mm) pure Beryllium inverted dome tweeter

72Hz - 40kHz

59Hz

91dB

4Ω/8Ω

3Ω/6Ω (bipole/monopole)

2,400Hz

40 - 200W

15<sup>23</sup>/<sub>64</sub> x 16<sup>59</sup>/<sub>64</sub> x 7<sup>31</sup>/<sub>64</sub>"  
(390 x 430 x 190mm)

27.8lbs (12.6kg)

### Sopra finishes



> Astral 16  
Audio-video processor and amplifier.  
More information on the Astral 16 page.



# KANTA

Performance meets style!

Kanta renews the Premium enclosure segment through its design and the technology. Our intention was to design a speaker range totally focused on acoustic performance, along with a resolutely mould-breaking aesthetic; this is the Kanta DNA!


After three years of Research & Development, Kanta offers a combination of hitherto unprecedented technologies: the marriage of Beryllium (in our latest generation IAL3 tweeter) and Flax (for the midrange speaker drivers and woofers) results in precise, detailed sound, brimming with warmth and musicality.



This complete solution is designed to deliver a coherent sound architecture. The four models of this line are made for high-fidelity music lovers who love listening to their sound systems, as well as for film fans searching for a Home Cinema set-up with a striking design. When combined with a set of classic loudspeakers, Kanta Center and the Sub 1000 F subwoofer form an extremely structured system, which will provide cinema lovers with a fully immersive experience.

The sound finesse, treble precision and bass improvement will certainly set tongues wagging. It's sure to blow you away... And, when it is then linked with the 300 ICW6 ceiling loudspeakers, even the most exacting film fans will enjoy an incredible 3D audio experience in Dolby Atmos®, DTS:X™ or Auro-3D®.

Another asset of Kanta: its finishes polished or matte, for the ultimate touch of elegance.





Compact and high-performing, this bookshelf loudspeaker has surprising extension of the frequency response in the bass for its size. The performance of the next generation IAL tweeter adds the finishing touch to the modern, ingenious design of this sound equipment. Its full potential is revealed in a room of less than 269 ft<sup>2</sup> (25m<sup>2</sup>).



Kanta N°2 is a three-way floorstanding loudspeaker totally dedicated to performance. Kanta N°2 is equipped with a new generation IAL tweeter featuring a Beryllium inverted dome and Flax sandwich cone speaker drivers. This is an unprecedented combination of technologies to guarantee precise, detailed and warm sound.



This is the reference product for the line. This 3-way speaker combines depth, impact and bass articulation to wonderful effect. The heightened midrange definition and neutrality are the result of exclusive Focal technological innovations. This is the ideal choice for large rooms, measuring up to 861 ft<sup>2</sup> (80m<sup>2</sup>).



This centre speaker stands out for its extreme neutrality of reproduction of the vocal range, at both low and very high volume. This makes it a formidable weapon in any Premium Home Cinema installation. Whatever the film's background noise, film fans will be surprised by the sound clarity and speech intelligibility, both of which are far superior to the norm.



> Sub 1000F  
More information in the Subwoofers category.



> Kanta N°1 stand  
Adjustable height from 24" to 25" (615 to 641mm). Sold per pair. Graphite Black finish.

Optional



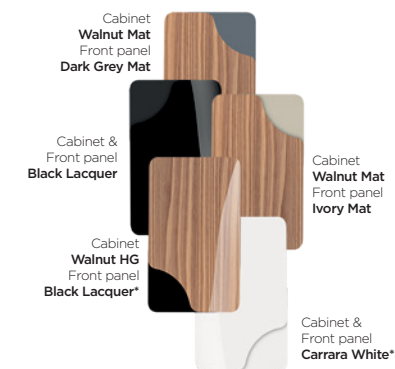
> Kanta Center stand  
Adjustable height from 16.5" to 17.5" (424 to 450mm). Sold per unit. Graphite Black finish.

Optional



> Astral 16  
Audio-video processor and amplifier.  
More information on the Astral 16 page.

### Kanta finishes



\* Only for Kanta N°2

	<b>Kanta N°1</b> Black Lacquer finish	<b>Kanta N°2</b> Carrara White finish	<b>Kanta N°3</b> Ivory Mat finish
• <b>Type</b>	2-way bass-reflex bookshelf	3-way bass-reflex floorstanding loudspeaker	3-way bass-reflex floorstanding loudspeaker
• <b>Drivers</b>	6½" (16.5 cm) Flax bass-midrange with TMD suspension, NIC motor 1¼" (27 mm) IAL3 pure Beryllium inverted dome tweeter	2 x 6½" (16.5cm) Flax woofer with NIC motor 6½" (16.5cm) Flax midrange with TMD suspension and NIC motor 1¼" (27mm) IAL3 pure Beryllium inverted dome tweeter	2 x 8" (21 cm) Flax bass with NIC motor 6½" (16.5 cm) Flax midrange with TMD suspension and NIC motor 1¼" (27 mm) IAL3 pure Beryllium inverted dome tweeter
• <b>Frequency response (±3dB)</b>	46Hz - 40kHz	35Hz - 40kHz	33Hz - 40kHz
• <b>Low frequency point (-6dB)</b>	42Hz	29Hz	26Hz
• <b>Sensitivity (2.83V/1 m)</b>	88dB	91dB	91dB
• <b>Nominal impedance</b>	8Ω	8Ω	8Ω
• <b>Minimum impedance</b>	3.9Ω	3.1Ω	3Ω
• <b>Crossover frequency</b>	2,400Hz	260Hz/2,700Hz	250Hz/2,500Hz
• <b>Recommended amplifier power</b>	25 / 150W	40 - 300W	40 - 400W
• <b>Dimensions (H x W x D)</b>	16¾" x 9¼" x 15¾" (422 x 234 x 391mm)	44 x 12¾" x 18¾" (1,118 x 321 x 477)	50¾" x 15¼" x 20½" (1,280 x 386 x 520mm)
• <b>Net weight (by unit)</b>	28.6lbs (13kg)	77.2lbs (35kg)	101lbs (46kg)

<b>Kanta Center</b> Black Lacquer finish
2-way bass-reflex center loudspeaker
6½" (16.5 cm) Flax bass-midrange with TMD suspension, NIC motor 1¼" (27 mm) IAL3 Beryllium inverted dome tweeter
55Hz - 40kHz
50Hz
91dB
8Ω
3.5Ω
2,400Hz
40 - 200W
9¼" x 2²³⁄₃₂" x 15¹⁵⁄₃₂" (246 x 561 x 393mm)
39.6lbs (18kg)

# ARIA 900

MADE IN  
FRANCE

## Affordable High-End

More than twenty years after the launch of the 'W' sandwich cone, we were delighted to unveil a new major innovation: speaker drivers with the same sandwich structure, but composed of a natural flax-fibre cone. This innovation is the result of more than five years of research and a unique drive to work on the actual source of the emission of sound. This quest for acoustic excellence gave birth to Aria 900, a range which encapsulated the radical changes in technology and design - a combination of classicism and modernity.

Aria 900 marks a milestone for Focal in high-fidelity technology. Designed and made in France, the range features brand-new speaker drivers with Flax sandwich cones, new TNF Aluminum/Magnesium inverted dome tweeters with Poron suspension, injected zamak baskets, carefully designed cabinets and crossovers: nothing has been spared when it comes to maximising listening pleasure for well-informed music lovers.

Aria 900 offers a clean, simple and timeless design combining mineral and natural materials. The cabinets of this Aria 900 line are available in Noyer and Black High Gloss finishes. All the cabinets feature a glass surface and a leather-finished front panel.

This design exudes style and quality, blending in perfectly with traditional or more contemporary interiors.

The vast range of Aria 900 products is ideal for stereo and Home Cinema audio systems. The two 8" (21cm) woofers in the 948 model mark a return to true expressive and dynamic high-fidelity loudspeakers.



> Flax technology





The Aria 906 bookshelf loudspeaker is faithful to the DNA of the Aria range: refined high-end acoustics combined with excellent value. This 2-way loudspeaker allows users to enjoy all the qualities of the Flax cone: neutrality, presence and finesse. Aria 906 is recommended for rooms measuring from 160ft<sup>2</sup> (15m<sup>2</sup>) and from a listening distance of 8ft (2.5m).



Aria 926 embodies the home 3-way floorstanding loudspeaker. This musical and expressive loudspeaker is easy to install. All kinds of music lovers will be thrilled with its acoustic qualities. Aria 926 is by definition an affordable audiophile loudspeaker. It is ideal for rooms measuring from 215ft<sup>2</sup> (20m<sup>2</sup>) and from a recommended listening distance of 10ft (3m).



Aria 936 is a 3-way loudspeaker featuring an elegant design and a small footprint. Very linear and with impressive dynamic from its three woofers, it is naturally intended for listening in stereo for monitoring-type activities. This loudspeaker is also ideal for setting up a spectacular Home Cinema system. Appropriate for rooms measuring from 270ft<sup>2</sup> (25m<sup>2</sup>) and from a listening distance of 10-12ft (3-3.5m).



The Aria 948 symbolises the return of the 'true' acoustic loudspeaker. A new type of 3-way loudspeaker with two 8" (21cm) speaker drivers effortlessly providing intense and controlled bass. The intention was a return to the essence of acoustics for those who are passionate about music. This is the ultimate loudspeaker of the range for rooms measuring from 320ft<sup>2</sup> (30m<sup>2</sup>) and from a recommended listening distance of 12ft (3.5m).



The Aria CC 900 2-way centre speaker can be easily combined with the front speakers of the range. The CC900 was developed with particular attention to timbre matching in order to obtain sonic coherence for all configurations. Recommended for rooms measuring from 215ft<sup>2</sup> (20m<sup>2</sup>) and for a listening distance of 10ft (3m).



The Aria SR 900 is a 2-way bipolar surround loudspeaker with the same acoustic characteristics than the other loudspeakers of the Aria range. Composed of two 5" (13cm) woofers with Flax sandwich cones, it provides very high-definition and natural sound. For the treble register, there are two Aluminum/Magnesium inverted dome tweeters with Poron suspension and a waveguide for a better control of directivity.



> Sub 1000 F  
More information in the Subwoofers category.

	<b>Aria 906</b> Noyer finish	<b>Aria 926</b> Black High Gloss finish	<b>Aria 936</b> Noyer finish
• <b>Type</b>	2-way bass-reflex bookshelf loudspeaker	3-way bass-reflex floorstanding loudspeaker	3-way bass-reflex floorstanding loudspeaker
• <b>Drivers</b>	6½" (16.5cm) Flax mid-bass 1" (25mm) TNF Al/Mg inverted dome tweeter	2 x 6½" (16.5cm) Flax bass 6½" (16.5cm) Flax midrange 1" (25mm) TNF Al/Mg inverted dome tweeter	3 x 6½" (16.5cm) Flax bass 6½" (16.5cm) Flax midrange 1" (25mm) TNF Al/Mg inverted dome tweeter
• <b>Frequency response (±3dB)</b>	55Hz - 28kHz	45Hz - 28kHz	39Hz - 28kHz
• <b>Low frequency point (-6dB)</b>	47Hz	37Hz	32Hz
• <b>Sensitivity (2.83V/1 m)</b>	89.5dB	91.5dB	92dB
• <b>Nominal impedance</b>	8Ω	8Ω	8Ω
• <b>Minimum impedance</b>	4.6Ω	2,9Ω	2,8Ω
• <b>Crossover frequency</b>	2,800Hz	290Hz/2,400Hz	260Hz/3,100Hz
• <b>Recommended amplifier power</b>	25 - 120W	40 - 250W	50 - 300W
• <b>Dimensions (H x W x D)</b>	15¾ x 8⅞ x 11" (390 x 225 x 280mm)	40¾ x 11⅞ x 14⅞" (1,035 x 294 x 371mm)	45¼ x 11⅞ x 14⅞" (1,150 x 294 x 371mm)
• <b>Net weight (by unit)</b>	19lbs (8.5kg)	55lbs (25kg)	64lbs (29kg)

	<b>Aria 948</b> Black Lacquer finish	<b>Aria CC 900</b> Noyer finish	<b>Aria SR 900</b> Black Satin finish only*
• <b>Type</b>	3-way bass-reflex floorstanding loudspeaker	2-way bass-reflex center speaker	2-way sealed bipolar surround loudspeaker
• <b>Drivers</b>	2 x 8" (21cm) Flax bass 6½" (16.5cm) Flax midrange 1" (25mm) TNF Al/Mg inverted dome tweeter	2 x 6½" (16.5cm) Flax mid-bass 1" (25mm) TNF Al/Mg inverted dome tweeter	2 x 5" (13cm) Flax mid-bass 2 x 1" (25mm) TNF Al/Mg inverted dome tweeter
• <b>Frequency response (±3dB)</b>	37Hz - 28kHz	57Hz - 28kHz	85Hz - 28Hz
• <b>Low frequency point (-6dB)</b>	31Hz	50Hz	67Hz
• <b>Sensitivity (2.83V/1 m)</b>	92.5dB	91dB	90dB
• <b>Nominal impedance</b>	8Ω	8Ω	8Ω
• <b>Minimum impedance</b>	2.5Ω	4.3Ω	3.6Ω
• <b>Crossover frequency</b>	280Hz/2,600Hz	2,800Hz	2,200Hz
• <b>Recommended amplifier power</b>	50 - 350W	40 - 200W	25 - 120 W
• <b>Dimensions (H x W x D)</b>	45¼ x 14⅞ x 16⅞" (1,150 x 371 x 420mm)	7⅞ x 21 x 9⅞" (200 x 533 x 245mm)	11⅞ x 15¼ x 6⅞" (295 x 400 x 170mm)
• <b>Net weight (by unit)</b>	77lbs (35kg)	23lbs (10.5kg)	12lbs (5.6kg)

\* Exclusive Aria SR 900 finish

## Aria 900 finishes



> Aria S900 stand  
24" (60cm). Sold per pair.

Optional



# CHORA

NEW

MADE IN  
FRANCE

## Explore High-Fidelity

Our technical expertise and industrial mastery enable us to offer music lovers a generation of leading loudspeakers within their price range. Chora embodies the mastery of the overall design process, and is confirmation that, now more than ever, the manufacturing of affordable products demands an investment in high-performance production tools.

Benefiting from technological advances developed for the Utopia III range, such as the inverted dome tweeter, the Chora line incorporates a brand new Focal technology for its midrange and bass speaker drivers: the Slatefiber cone, a composite sandwich cone made from thermoplastic polymer with recycled non-woven carbon fibers.

Manufactured in our workshops in France, this cone boasts the beautiful “slate” effect, for even better damping, rigidity and lightness, the “essentials” of a good speaker driver. Alongside the TNF Aluminium/Magnesium tweeter with its silky treble, the Slatefiber woofers deliver powerful bass and the midrange a lot of precision. Finally, thanks to the tilt of the loudspeaker stand, Time Alignment provides an optimal soundstage, more focused on the listener.

With Chora, your pleasure is both stereo and Home Cinema. We have indeed integrated the Dolby Atmos® technology into Chora 826-D in order to reflect the audio signal around the entire room and to create an ultimate Home Cinema experience. The result has the listener wrapped in the sound, and immersed in a highly realistic 3D world. This experience is strengthened by the effects provided by Chora Center & Chora Surround.

Every detail of Chora’s appearance has been carefully thought out and meticulously designed. In addition to a sleek, modern design, the line presents a choice of three on-trend finishes to satisfy all tastes and to blend seamlessly into interior living spaces.

There is no shortage of sound and visual harmony for a quality listening experience and a true High-Fidelity experience.



> Slatefiber technology



Compact yet powerful, this 2-way bookshelf loudspeaker offers a delightful and dynamic musical quality, carried by a speaker driver equipped with the Focal Slatefiber cone. Perfectly balanced and natural, this bookshelf loudspeaker is ideal for rooms of up to 215ft<sup>2</sup> (20m<sup>2</sup>).



The two woofers of this 2.5-way bass-reflex loudspeaker work in perfect harmony for voluptuous sound reproduction and a perfect, powerful bass. While Chora 816 meets all expectations for listening at home, it is also well suited for Home Cinema listening and blends seamlessly into rooms of up to 323ft<sup>2</sup> (30m<sup>2</sup>).



This 3-way bass-reflex floorstanding loudspeaker presents a solution that is both high-fidelity and accessible. Equipped with the exclusive Slatefiber cone, developed and manufactured in France, the midrange and bass speaker drivers deliver a full and generous sound. Ideal in large rooms of up to 431ft<sup>2</sup> (40m<sup>2</sup>).



It is the Home Cinema reference from Chora. Combining front channels and vertical dimension, it immerses you in a 3D experience! The full-range speaker driver located on the top uses sound wave reflection on the ceiling to reproduce the Dolby Atmos® effect. Its highly directional baffle also allows to locate effects, as though you had loudspeakers built into the ceiling...



Chora Center perfectly completes your Chora Home Cinema system. Thanks to its Aluminium/Magnesium tweeter and its two Slatefiber Midrange/Bass speaker drivers, it reproduces the dialogues in your films with exceptional clarity and level of detail.



Chora Surround completes your Home Cinema system with side or back channels and offers a 360-degree sound experience. Its black MDF finish blends seamlessly into your room and the wall mounting system is quick and easy to install.



> Sub 600 P  
More information in the Subwoofers category.

	<b>Chora 806</b> Black finish	<b>Chora 816</b> Dark Wood finish	<b>Chora 826</b> Light Wood finish
• <b>Type</b>	2-way bass reflex bookshelf loudspeaker	2.5-way bass reflex floorstanding loudspeaker	3-way bass reflex floorstanding loudspeaker
• <b>Drivers</b>	6½" (16.5cm) Slatefiber Midbass 1" (25mm) TNF Al/Mg inverted dome tweeter	6½" (16.5cm) Slatefiber Woofer 6½" (16.5cm) Slatefiber Midbass 1" (25mm) TNF Al/Mg inverted dome tweeter	2 x 6½" (16.5cm) Slatefiber Woofer 6½" (16.5cm) Slatefiber Midrange 1" (25mm) TNF Al/Mg inverted dome tweeter
• <b>Frequency response (±3dB)</b>	58Hz - 28kHz	50Hz - 28kHz	48Hz - 28kHz
• <b>Low frequency point (-6dB)</b>	49Hz	45Hz	39Hz
• <b>Sensitivity (2.83V/1 m)</b>	89dB	89.5dB	91dB
• <b>Nominal impedance</b>	8Ω	8Ω	8Ω
• <b>Minimum impedance</b>	4.6Ω	4Ω	2.9Ω
• <b>Crossover frequency</b>	3,000Hz	270Hz / 2,700Hz	270Hz / 2,700Hz
• <b>Recommended amplifier power</b>	25 - 120W	40 - 200W	40 - 250W
• <b>Dimensions (H x W x D)</b>	8¼ x 10⅝ x 16⅜½" (431 x 210 x 270mm)	11⅞ x 15⅝½ x 40⅜½" (1,023 x 303 x 388mm)	11⅞ x 15¼ x 41½" (1,053 x 303 x 388mm)
• <b>Net weight (by unit)</b>	16.2lbs (7.35kg)	40.8lbs (18.5kg)	46.6lbs (21.15kg)

	<b>Chora 826-D</b> Black finish	<b>Chora Center</b> Dark Wood finish	<b>Chora Surround</b> Black finish only
	3-way bass-reflex floorstanding loudspeaker - 1-way sealed	2-way sealed center loudspeaker	2-way sealed surround loudspeaker
• <b>Drivers</b>	2 x 6½" (16.5cm) Slatefiber Woofer 6½" (16.5cm) Slatefiber Midrange 1" (25mm) TNF Al/Mg inverted dome tweeter	2x 6½" (16.5cm) Slatefiber Midbass 1" (25mm) TNF Al/Mg inverted dome tweeter	6½" (16.5cm) Slatefiber Midbass 1" (25mm) TNF Al/Mg inverted dome tweeter
• <b>Frequency response (±3dB)</b>	48Hz - 28kHz Atmos: 100Hz - 20kHz	59Hz - 28kHz	80Hz - 28kHz
• <b>Low frequency point (-6dB)</b>	39Hz (Atmos: 90Hz)	51Hz	67Hz
• <b>Sensitivity (2.83V/1 m)</b>	91dB	91dB	89dB
• <b>Nominal impedance</b>	8Ω (Atmos: 6Ω)	8Ω	8Ω
• <b>Minimum impedance</b>	2.9Ω	3.8Ω	4.5Ω
• <b>Crossover frequency</b>	270Hz / 2,700Hz	2,100Hz	3,000Hz
• <b>Recommended amplifier power</b>	40 - 250 W	40 - 200 W	25 - 100 W
• <b>Dimensions (H x W x D)</b>	41⅞ x 11⅝ x 15¼" (1,053 x 303 x 388mm)	8¼ x 20⅞ x 9⅜" (210 x 530 x 250mm)	17½ x 3⅜ x 12⅝" (445 x 100 x 320mm)
• <b>Net weight (by unit)</b>	48.5lbs (22.2kg)	19.6lbs (8.9kg)	12lbs (5.45kg)

### Chora finishes



> Chora 806 Stand  
21¼" (55cm). Sold per pair.  
> Chora Center Stand  
17¼" (45cm). Sold per unit.

Optional



# ASTRAL 16

MADE IN  
FRANCE

## The magic of cinema, at home!

Focal is proud to introduce Astral 16, an exceptional and versatile audio-video processor and amplifier.

Combining cutting-edge technologies and multiple features, this high-end electronic solution promises an immersive home cinema experience that far outclasses its competition. Like any true conductor who draws the best out of his orchestra, Astral 16 draws the very best out of high-fidelity and in-wall/in-ceiling loudspeakers by perfectly coordinating all the components within a sensational Home Cinema installation.

Integrating a Class D Pascal Audio amplifier, Astral 16 has 16 channels, of which 12 are amplified and 4 are pre-amplified (balanced XLR outputs) and dedicated entirely to audio (filtering, equalization, bass management, etc.). In addition to covering all audio formats (Dolby Atmos®, DTS:X™, etc.), it provides endless configuration options.

Equipped with technology that allows adjustments based on room characteristics (Room calibration, with Dirac Live®) and supplied with a calibrated measurement microphone, Astral 16 can be fine-tuned to suit all possible acoustical environments and desires.

In short, it is fully customizable, and comes with an app available on the App Store (via iPad) to drive the system you want room by room, as well as technical support (Remote Monitoring) for equipment diagnostics at any time. Compatible with Control4, Crestron, Savant and RTI, Astral 16 benefits from the possibilities offered by these leading interface systems to enable perfectly seamless remote control of all your audio & video needs.

This rock-solid foundation is an official invitation to an immersive journey through images and sound of unrivaled quality (sampling frequency supported up to 192kHz).





A 16-channel audio-video processor and amplifier, Astral 16 guarantees maximum enjoyment from your high-fidelity and in-wall/in-ceiling loudspeakers. 3D Audio and Video and HD Audio compatible, this is an uncompromising listening experience with this very high-end and 100% Made in France electronic solution.

## Astral 16

<b>• Type</b>	16-channel audio-video processor and amplifier	
	Compatible formats	Dolby Atmos®/DTS:X™/Auro-3D®
	Room Calibration	50Hz - 28kHz
<b>• Main features</b>	Powered by Dirac Live® : target curve editable from 20Hz to 20kHz for all channels (including subwoofers), phase correction full bandwidth 20Hz-20kHz on all channels (including subwoofers)	
	"Remote Monitoring" function	
<b>• Multichannel / Surround Processing</b>	Output channels Decoding / upmixing channels Input sampling rate supported Stereo downmix Bass management Multi-subwoofer channels Multi-way crossover 20 Parametric EQ per channel	16 up to 16 channels up to 192kHz  fully flexible Unlimited (6-12-18-24-36-48dB/oct filter slopes)
<b>• HDMI</b>	HDMI inputs HDMI outputs (mirror)  Supported video format High Dynamic Range Color Space and Subsampling Deep Color Max resolution supported HDMI	7: HDMI 2.0 / HDCP 2.2 1: HDMI 2.0 / HDCP 2.2 (with eARC) 2: HDMI 2.0 / HDCP 2.2  Up to 4K UHD HDR10 / HLG 4:4:4, 4:2:2, 4:2:0 12 bpc 4K 60fps 4:4:4 8bpc 3D / 4K / eARC
<b>• Audio Inputs</b>	Digital input Analog stereo inputs	3 x coaxial, 3 x optical 4 x RCA inputs
<b>• Amplified Audio Outputs</b>	Amplified main outputs Analog main outputs, balanced Stereo downmix outputs, balanced Technology Amplified channels	12 4 x XLR 2 x XLR Class D 12
	<b>Continuous power output, per channel (0.1%THD)</b>	8Ω / 4Ω / 2.7Ω 3 channels driven simultaneously 200W / 400W / 650W 6 channels driven simultaneously 200W / 350W / 350W 12 channels driven simultaneously 200W / 200W

<b>• Amplified Audio Outputs</b>	<b>Continuous power output, per channel (1%THD)</b> 3 channels driven simultaneously 6 channels driven simultaneously 12 channels driven simultaneously SNR (P-rated) THD (from 1W to P-rated -1dB)	8Ω / 4Ω / 2.7Ω 250W / 500W / 725W 250W / 500W / 500W 250W / 300W 110dB <0,03%
<b>• Set-Up Management</b>	Configurable multi-theater management Configurable audio zones management Unlimited Theater and audio zones listening presets Backup and restore of set-up Firmware update via USB/network	
<b>• Control Inputs / Outputs</b>	USB type A Ethernet Output trigger control IR remote ports, in/out	2  4 (out) 1 / 1
<b>• Control / Custom Installation</b>	Web-based product configurator TCP/IP API based control Focal Remote iPad control application Home automation Front panel display	Crestron, Control4, Savant, RTI home automation TFT 4.3"
<b>• Power Supply</b>	Voltage range Type Range selection	100V to 240V SMPS Universal
<b>• Supplied with</b>	Calibrated measurement microphone and tripod, Dirac Live® license, 49.2ft (15m) cable with infra-red detector, mounting kit.	
<b>• Dimensions &amp; weight</b>	Net weight - with stands Net weight - with accessories for Rack Dimensions with stands (H x W x D)	44.1lbs (20kg) 50.7lbs (23 kg) 7½ x 18¾ x 19¾" (191 x 479 x 490mm)



# SUBWOOFERS

A whole, unique family!

Home Cinema has always been a strongly anchored tradition in our philosophy. Our goal is to create a deep emotional connection and complete immersion in 3D sound. The subwoofer is a major element of any system, creating dynamism and intensity.

Our different subwoofers from Sub Utopia EM Colour Evo to Sub 600 P can be configured in several ways: from ultimate installations worthy of a movie theatre to compact and discreet systems which will stun with their depth of sound.

Depending on the size of your installation, you can now choose the perfect subwoofer to meet your needs and performance expectations.



MADE IN  
FRANCE



Designed for both Hi-Fi and Home Cinema use, the Sub 600 P completes your audio installation by providing a powerful, controlled bass. Its Class-D 600-watt amplifier powers a 12"-diameter Polyflex speaker driver. Its closed design allows any interference noise to be avoided, reproducing the original sound signal as faithfully as possible.



Powerful, reliable and compact, these are the characteristics of the Sub 1000 F. With its 12" (30cm) Flax woofer and powerful 1000W BASH® amplifier, Sub 1000 F will easily complete your Home Cinema system. The woofer is equipped with a dual motor for more linearity and to ensure the optimum magnetic power of the voice coil. In a close enclosure, this subwoofer is free from parasitic noise.



Featuring 24-bit digital processors, 600W BASH amplifiers, and 13" (33cm) 'W' woofers, the SW 1000 Be offers high-level performance with a 18Hz cut-off and a 119dB sound power. It benefits from a remote control lock when infrared conflicts appear with other boxes.



With this subwoofer, Focal has enhanced its expertise with an electronics-free passive version, organised around a 13" (33 cm) woofer with electro-magnetic motor that came out with Grande Utopia EM. The perfect complement to Viva Utopia Colour Evo, this subwoofer matches all the other models in the range. The secret? It has been designed to be stacked (up to 3 subwoofers), to meet all power requirements. The fighting strength of EM technology, but with the class of Utopia III Evo and its new finishes.

	<b>Sub 600 P</b> Black finish	<b>Sub 1000 F</b> Black finish	<b>SW 1000 Be</b> Black Lacquer finish
• <b>Type</b>	Active sealed subwoofer	Active sealed subwoofer	Active bass-reflex subwoofer
• <b>Drivers</b>	12" (30cm) Polyflex woofer	12" (30cm) Flax woofer	13" (33cm) 'W' woofer
• <b>Frequency response (±3dB)</b>	28Hz - 270Hz	24Hz - 160Hz	20Hz - 150Hz
• <b>Low frequency point (-6dB)</b>	26Hz	22Hz	18Hz
• <b>Subwoofer features</b>	RCA input : Right, left LFE Crossover frequency : Variable 40Hz-200Hz (LFE) Phase inverter (0-180°) AutoStandby enable/disable	Adjustable LPF: 40 to 160Hz, 12dB/oct. Stereo line inputs Direct line LFE High level input Phase inverter (0-180°)	Adjustable LPF: 50Hz to 150Hz (24dB/oct.), 48dB/oct. Adjustable subsonic filter, Adjustable phase, Boost mode, Night mode, 3 user memories, LFE/Stereo/Digital inputs. Remote Control Locking System
• <b>Crossover frequency</b>	600W Dynamic 300W RMS	BASH® amplifier 1,000W	BASH® amplifier 600W RMS
• <b>Dimensions (H x W x D)</b>	15¾ x 15¾ x 16¾" (400 x 400 x 425mm)	15¾ x 17 <sup>23</sup> / <sub>32</sub> x 16 <sup>17</sup> / <sub>32</sub> " (400 x 450 x 420mm)	21 <sup>1</sup> / <sub>6</sub> x 19 <sup>1</sup> / <sub>6</sub> x 17 <sup>1</sup> / <sub>64</sub> " (535 x 500 x 432mm)
• <b>Net weight (by unit)</b>	46.3lbs (21kg)	47.4lbs (21.5kg)	92.4lbs (42kg)

### Sub Utopia EM Colour Evo\*

Black Lacquer finish

Stackable passive subwoofer

A reference passive subwoofer  
Electro-Magnetic 13" (33cm)  
'W' bass driver  
Stackable (up to 3 subwoofers tall)  
Almost 130dB SPL at 1m  
(in a corner)

22Hz - 500Hz

19Hz

• **Sensitivity (2.83V/1m)** 93dB

• **Nominal impedance** 8Ω

• **Minimum impedance** 5.5Ω

• **Recommended amplifier power** 500 - 1,000W

-

24<sup>15</sup>/<sub>16</sub> x 19<sup>1</sup>/<sub>64</sub> x 24<sup>1</sup>/<sub>2</sub>"  
(634 x 483 x 622mm)

158.5lbs (72kg)

\* Available in Utopia III Evo finishes except Noyer Naturel & Noyer Foncé.

classic loudspeakers



custom install



car audio



headphones & multimedia



studio monitors



**FOCAL**

Focal-JMlab\* - BP 374 - 108, rue de l'Avenir - 42353 La Talaudière cedex - France - +33 (0) 477 435 700

Focal\* is a registered trademarks of Focal-JMlab\*. Non-binding pictures. Photos L'Atelier Sylvain Madelon. SCAA/200513/16 - PC1129  
Due to constant technological advances, Focal-JMlab\* reserves its right to modify prices and specifications without notice.

